

The General Introduction



USER GUIDE

The General Introduction

Getting Started

You have 5 options:

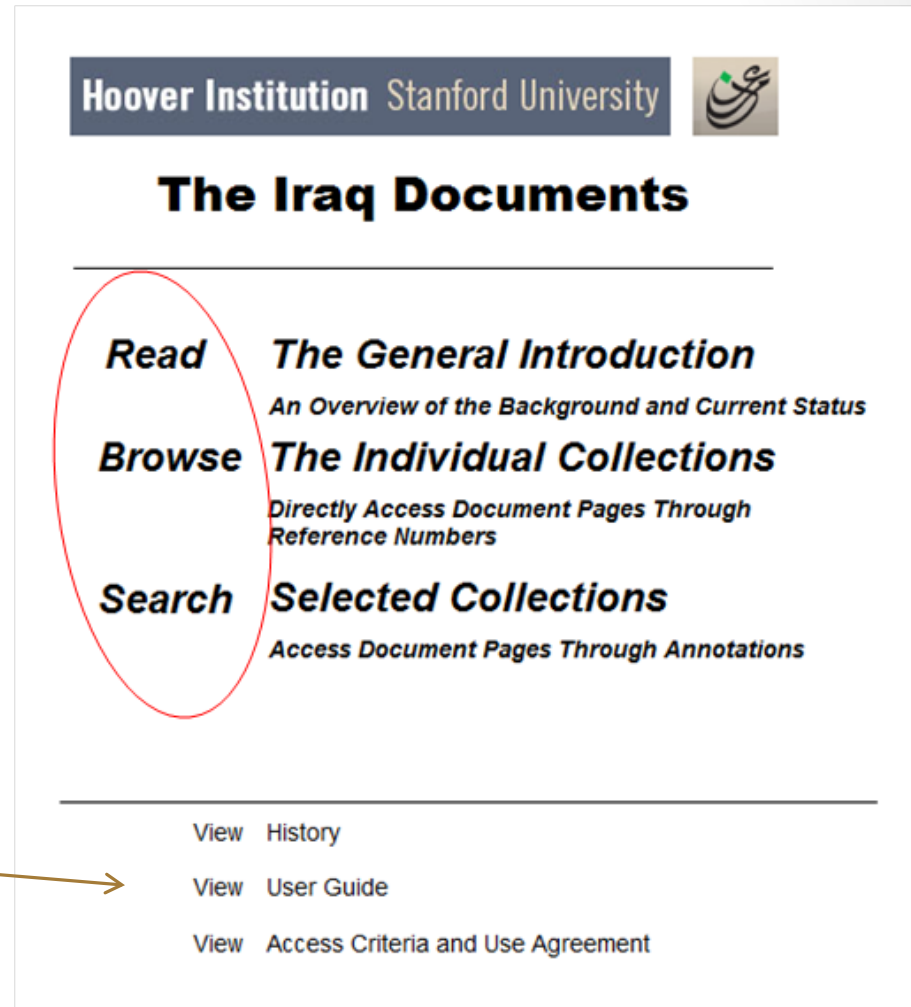
Read

Browse


Search

View History

- **READ** describes the collections.
- **BROWSE** and **SEARCH** provide access to documents in the collections.
- **VIEW** shows
 - History (under construction)
 - User Guide, helps navigate the interface
 - The text of the use agreement that you signed
- To select an option, mouse over it and click.



The screenshot shows the Hoover Institution Stanford University logo and the title 'The Iraq Documents'. Below the title, there are three main navigation options: 'Read The General Introduction', 'Browse The Individual Collections', and 'Search Selected Collections'. Each option has a brief description. A red oval highlights the 'Read', 'Browse', and 'Search' options. At the bottom, there are three links: 'View History', 'View User Guide', and 'View Access Criteria and Use Agreement'. An arrow points from the 'View User Guide' link to the text in the list above.

Hoover Institution Stanford University 

The Iraq Documents

Read *The General Introduction*
An Overview of the Background and Current Status

Browse *The Individual Collections*
Directly Access Document Pages Through Reference Numbers

Search *Selected Collections*
Access Document Pages Through Annotations


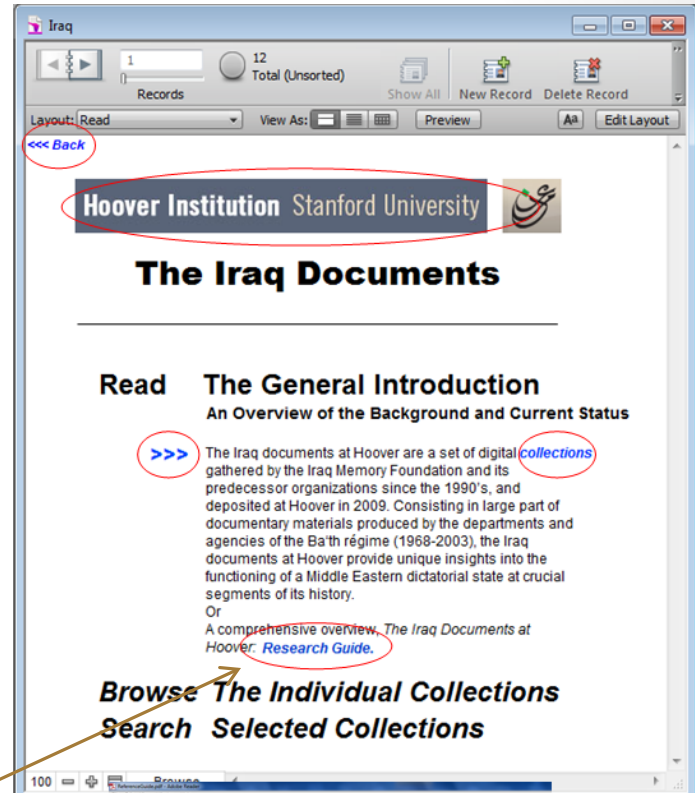
View History
View User Guide
View Access Criteria and Use Agreement

The General Introduction

Option 1

Read General Introduction

- This option provides a brief description of each digital collection.
- When you click on READ GENERAL INTRODUCTION you get this screen.
- Click on [collections](#) or the triple arrows (>>>) to get a list of all Records.
- To return to the introductory screen, click on the "Hoover Institution" title bar or on the back button (in the upper left of the screen).
- Click on [Research Guide](#) to view more info in details

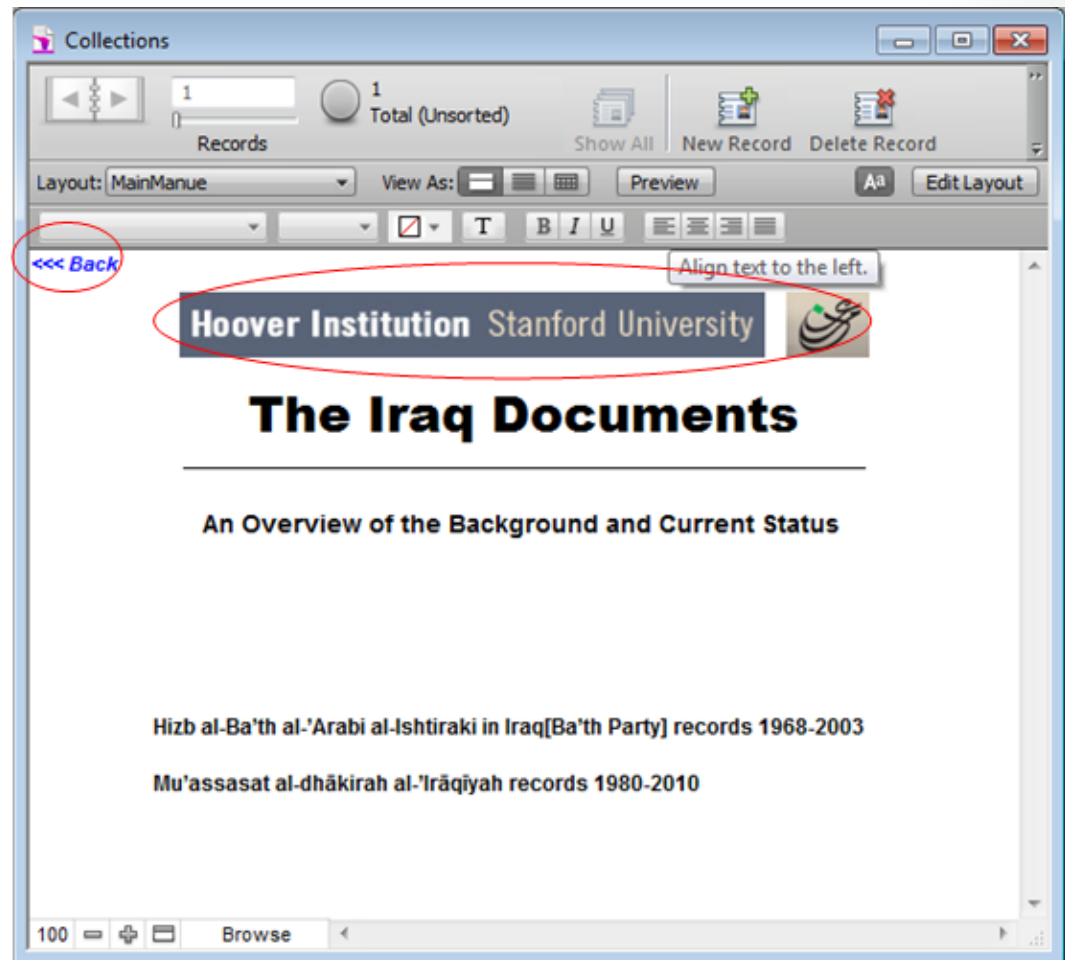


The General Introduction

Option 1

Read General Introduction

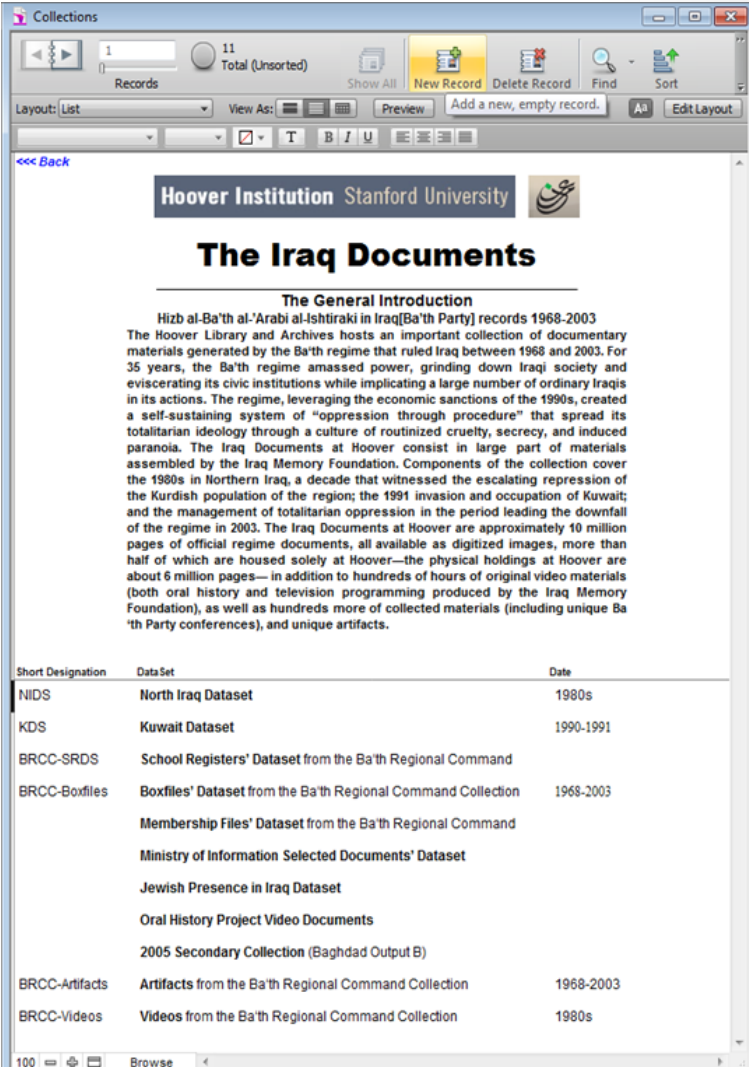
- After clicking on collections , click on Hizb al-Ba'th al_Arabi al-ishtraki[Ba'th party] records or Mu'assasat al-dhākirah al-'Irāqīyah [Iraq Memory Foundation] records to get list of all the collections.
- To return to the introductory screen, click "Hoover Institution" title bar or on the back button (in the upper left of the screen).



The General Introduction

Read General Introduction (cont.)

- Click on a collection title to read a brief description of it.
- To return to the introductory screen, click on "Hoover Institution" title bar or on the back button (in the upper left of the screen).



Hoover Institution Stanford University

The Iraq Documents

The General Introduction

Hizb al-Ba'th al-'Arabi al-Ishiraki in Iraq[Ba'th Party] records 1968-2003

The Hoover Library and Archives hosts an important collection of documentary materials generated by the Ba'th regime that ruled Iraq between 1968 and 2003. For 35 years, the Ba'th regime amassed power, grinding down Iraqi society and eviscerating its civic institutions while implicating a large number of ordinary Iraqis in its actions. The regime, leveraging the economic sanctions of the 1990s, created a self-sustaining system of "oppression through procedure" that spread its totalitarian ideology through a culture of routinized cruelty, secrecy, and induced paranoia. The Iraq Documents at Hoover consist in large part of materials assembled by the Iraq Memory Foundation. Components of the collection cover the 1980s in Northern Iraq, a decade that witnessed the escalating repression of the Kurdish population of the region; the 1991 invasion and occupation of Kuwait; and the management of totalitarian oppression in the period leading to the downfall of the regime in 2003. The Iraq Documents at Hoover are approximately 10 million pages of official regime documents, all available as digitized images, more than half of which are housed solely at Hoover—the physical holdings at Hoover are about 6 million pages—in addition to hundreds of hours of original video materials (both oral history and television programming produced by the Iraq Memory Foundation), as well as hundreds more of collected materials (including unique Ba'th Party conferences), and unique artifacts.

Short Designation	DataSet	Date
NIDS	North Iraq Dataset	1980s
KDS	Kuwait Dataset	1990-1991
BRCC-SRDS	School Registers' Dataset from the Ba'th Regional Command	
BRCC-Boxfiles	Boxfiles' Dataset from the Ba'th Regional Command Collection	1968-2003
	Membership Files' Dataset from the Ba'th Regional Command	
	Ministry of Information Selected Documents' Dataset	
	Jewish Presence in Iraq Dataset	
	Oral History Project Video Documents	
	2005 Secondary Collection (Baghdad Output B)	
BRCC-Artifacts	Artifacts from the Ba'th Regional Command Collection	1968-2003
BRCC-Videos	Videos from the Ba'th Regional Command Collection	1980s

The General Introduction

Read General Introduction (cont.)

- This is the description of the **North Iraq Dataset (NIDS)**, a digital archive.
- Use the scroll bar at right to see the full page.
- To read "**Access Criteria and Use Agreement**" click
- To view the User guide tutorial
- To return to the general introduction screen, click "Hoover Institution" title bar or on the back button (in the upper left of the screen).

Records 1 / 11 Found (Unsorted) Show All New Record Delete Record Find

Layout: BRCCDataSets View As: Preview Edit Layout

Hoover Institution Stanford University

The Iraq Documents

Hizb al-Ba'ith al-'Arabi al-Ishtiraki in Iraq(Ba'ith Party) records 1968-2003

Dataset	North Iraq Dataset
Date	1980s
Short Designation	NIDS
Type	Digital
Primary Database File	FileMaker12
Technical Description	2.4 million pages in 2-bit 72 dpi TIFF files.
Geographic span	Northern governorates

Overview

The Northern Iraq Dataset (NIDS) consists of 2.4 million pages of official regime documents, mainly from the three Northern governorates of Iraq, with a primary chronological span covering the 1980s. Consisting mainly of the paperwork of security agencies, NIDS provides a rare inside view of the system of oppression by procedures put into application by the regime, against the backdrop of the Iran-Iraq war (1980-1988), the Kurdish insurgency, and the Anfal campaigns.

The NIDS consists of official Iraqi documents, recovered from areas of Northern Iraq following the 1991 Gulf War. These documents, produced by security, intelligence, military, Ba'ith party, and other official agencies of the Iraq state, originate from various northern Iraqi localities in the three northern Muhafazat (governorates) of Sulaymaniyah, Arbil, and Dohuk, and span, in their majority, the crucial decade of the 1980s, thus covering the consolidation of power of the Saddam Husayn regime, the Iran-Iraq war, the Kurdish insurgency, the Anfal operations, the preludes to the second Gulf war. The NIDS gives an expansive view of the bureaucratic apparatus of the Iraqi state, providing documentation of its procedural control methods. Through the NIDS, the issues of governance, totalitarianism, social control, ethnic policies, and ideological indoctrination can be studied and analyzed through substantial and substantive primary source documents.

The NIDS is well annotated and categorized, with multiple points of entry into its materials. The NIDS can be accessed and referenced through unique serial numbers assigned to individual pages. The whole NIDS can be searched for keywords, personal names, and place names as they appear on screening sheets generated during the initial survey of the documents. Screening sheets are folder cover sheets describing the contents of a batch of documents, averaging 60 pages each. An Index lookup feature is also available. Entries on the words used in these sheets is a significant portion of the NIDS can be searched using the more thorough page annotations.

Access Restriction

Users must sign an "Access Criteria and Use Agreement" form that stipulates:

- (1) The materials may not be duplicated.
- (2) Quotations may be protected by copyright law;
- (3) Actual names of persons found in the collection, except persons named in the Dajjal Tribunals (October 19, 2005 - November 5, 2006), may not be published in any form;
- (4) No interviews, video audio reports, podcasts, or commentary that uses or quotes from the materials is allowed without prior written permission from the Iraq Memory Foundation;
- (5) The Hoover Institution and Iraq Memory Foundation do not verify the accuracy of the content of these materials; and (6)

Violation of this agreement may result in forfeiture of research privileges. This is only an unofficial summary of the main provisions of the

"Access Criteria and Use Agreement"

Please contact the Hoover Institution Archives to obtain the precise legal language. Use copies of all videorecordings in this collection are available for immediate access.

Citation

[Identification Items], North Iraq Data Set(NIDS), Serial Numbers, Hizb al-Ba'ith al-'Arabi al-Ishtiraki in Iraq(Ba'ith Party) records 1968-2003, Hoover Institution Archives.

When using the interface, there is a Serial Number that should be logged if you would like to search this page in the future. Within the NIDS form it is the only unique number that is searchable. When citing or searching, only refer to this number within the Northern Iraq Dataset.

When toggling through the different viewable pages, please use the arrows located under the serial number, so that you will maintain a search by serial number.

When clicking the "new" button to view the page, after this page, please notice that the number on the lower left portion of the viewable cues is NOT a unique number. For more details please Click here.

North Iraq Dataset Tutorial

North Iraq Dataset



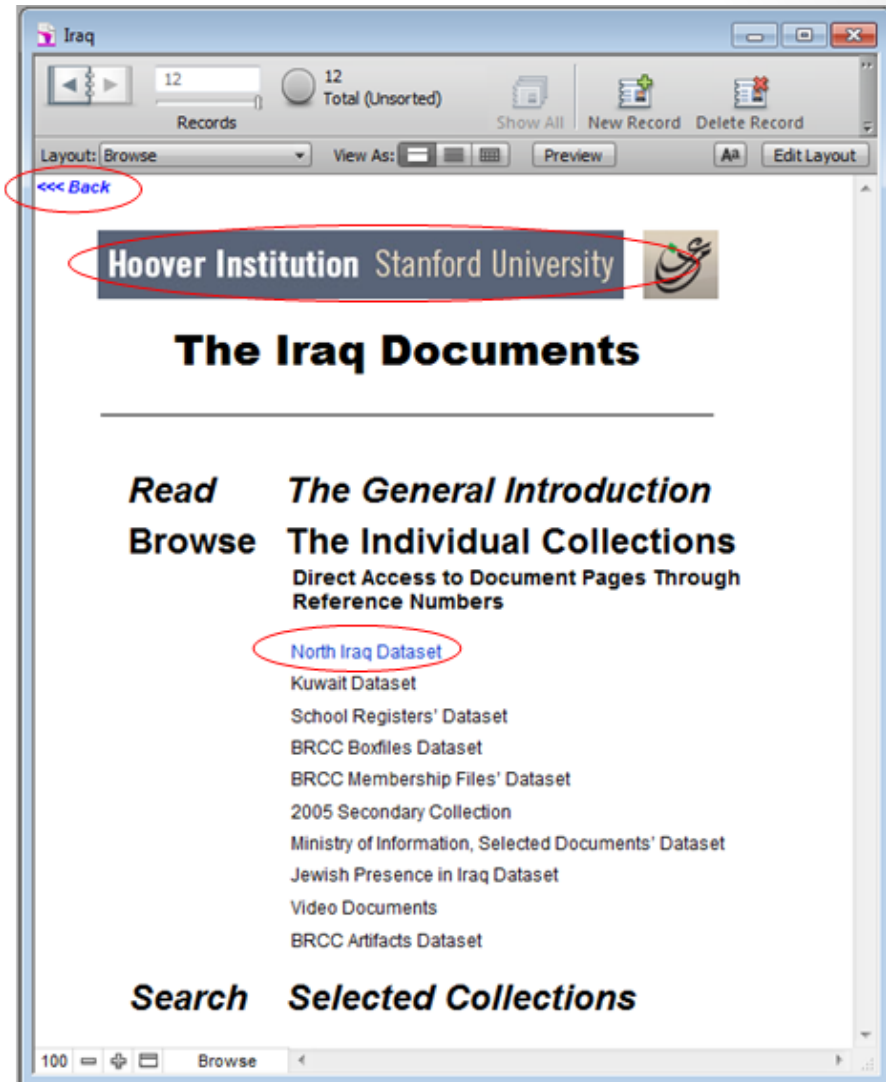
USER GUIDE

North Iraq Dataset

Option 2

Browse Individual Collection

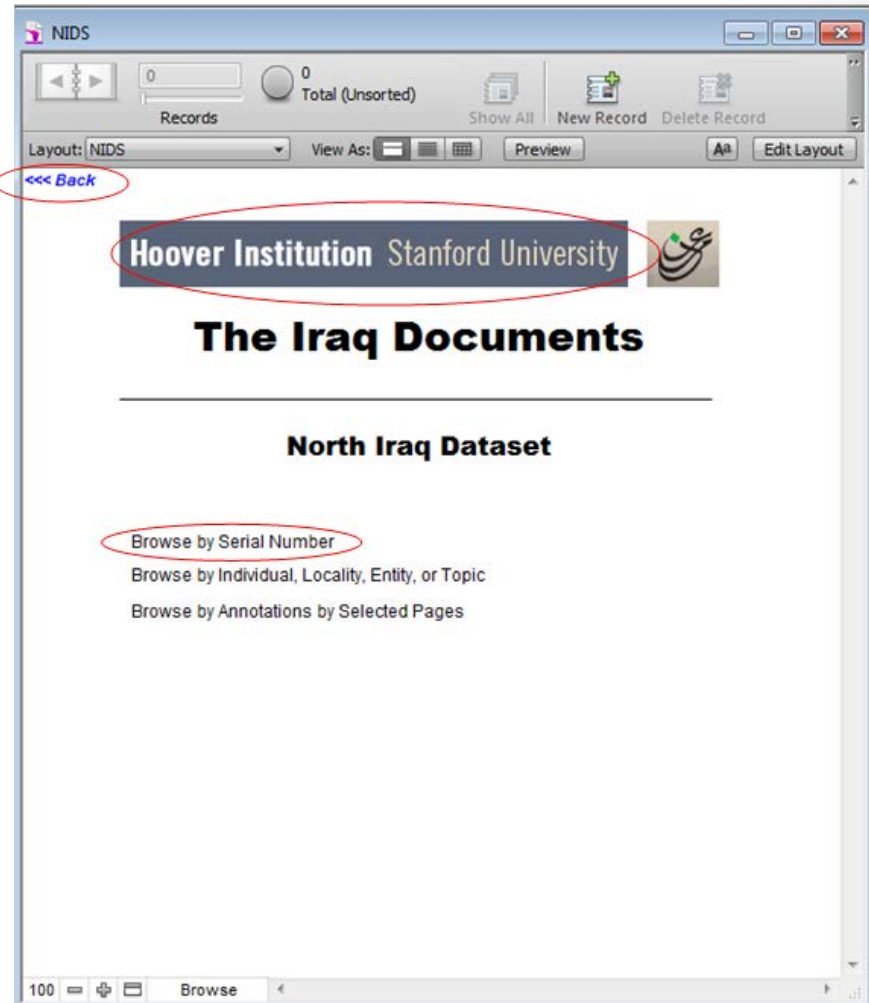
- Click on BROWSE INDIVIDUAL COLLECTION to see a list of the collections.
- Click on one of the collections listed to go through a series of screens that ultimately lead to the documents.
- The next set of screenshots show the screens for each collection and how they work.
- Please note that “Serial Number” or “Page Number” with in the North Iraq Dataset are the unique number that will help you find your document in the future.
- To return to the introductory screen, click on "Hoover Institution" title bar **or on the back button (in the upper left of the screen).**



North Iraq Dataset

Browse Individual Collection - North Iraq Dataset

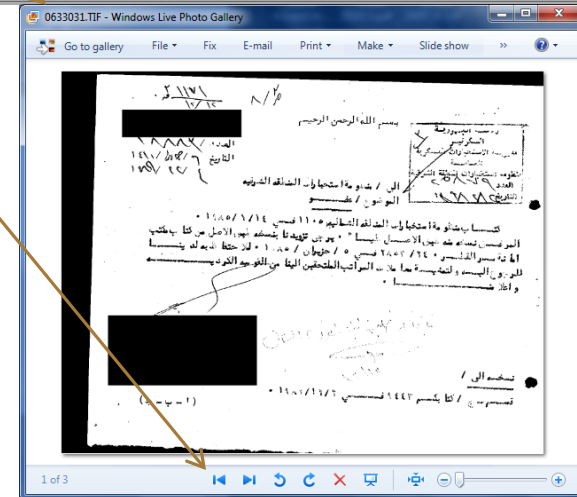
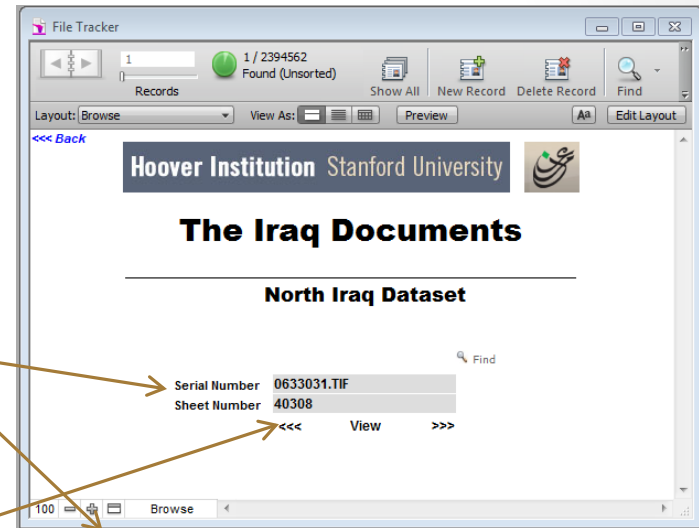
- When you click on NORTH IRAQ DATASET you get this screen. It offers three browse options. Select one by clicking on it.
- To return to the introductory screen, click "Hoover Institution" title bar or on the back button (in the upper left of the screen).



North Iraq Dataset

Browse Individual Collection - North Iraq Dataset (cont.)

- If you click on BROWSE BY SERIAL NUMBER you get this screen. This is record 1 of 2,394,561 records, each representing one page of an Iraqi document in NIDS.
- The Serial Number that should be logged if you would like to search this page in the future. Within the NIDS serial# is a unique number that is searchable. When citing or searching, always refer to serial number within the Northern Iraq Dataset or the page number.
- When toggling through the different viewable pages, please use the arrows located under the serial number, so that you will maintain a search by serial number or page through the numbers by clicking on the < and > arrows in the notebook icon.
- Please Note the screen shot you see to the right contains the serial number that you need to cite and locate your desired page, in the future.
- To return to the NIDS introductory screen, click on "Hoover Institution" title bar or on the back button (in the upper left of the screen).



North Iraq Dataset

Browse Individual Collection - North Iraq Dataset (cont.)

- If you click on BROWSE BY INDIVIDUALS, LOCALITIES, ENTITIES, OR TOPICS you get this view. There are 3089 records for localities out of a total 29,195 records for individuals, localities, entities and topics.
- The "Tamim" names are shown. Click on another letter to see other names. For long lists, use the scroll bar at right.
- To view lists of localities, entities or topics, click on one of those categories near the top of the page.
- To get to the documents, click on a name on the list.
- To return to the NIDS introductory screen, click on "Hoover Institution" title bar or on the back button (in the upper left of the screen).



North Iraq Dataset

Browse Individual Collection - North Iraq Dataset (cont.)

- If you click on a name in the Localities' list you get this view.
- The Serial Number that should be logged if you would like to search this page in the future. Within the NIDS it is a unique number that is searchable. When citing or searching, always refer to serial number within the Northern Iraq Dataset or the page number.
- This is the data from the original screen sheet produced during the project.
- To view the original screen sheet produced during annotation, simply click the view button.
- To return to the Localities screen, click on "Hoover Institution" title bar or on the back button (in the upper left of the screen).

File Tracker

1 101 / 2394561 Found (Unsorted)

Records Show All New Record Delete Record

Layout: View View As: Preview Edit Layout

<<< Back

Hoover Institution Stanford University

The Iraq Documents

North Iraq Dataset

Volume Name	pu029	Serial Number	1070493
Box	BOX0142	Folder Name	0142-00300001
Filename	00300001.TIF	Sheet Number	11457

PROJECT: PUK
BOX: 142 DOCUMENT: 30 DATE OF SCREENING: 08/14/93
LEAD DOCUMENT:
PRIORITY: 1 SCREENER: HA

DOCUMENT TITLE: PRIORITY OF ANFAL OPERATION
FILE REF NO:
OFFICE RESPONSIBLE: AMN LOCATION: SULEIMANIYAH
NAME OF PERSON SIGNING: FUNCTION: DIRECTOR
DATE OF DOCUMENT: 1983 ORIGINAL SIGNATURE: Y

FILE TYPE: ADMINISTRATIVE
CORRESPONDENCE

FILE TYPE: POLICIES
DIRECTIVES
TOP LEADERSHIP
SADDAM HUSSEIN
PRESIDENTIAL CABINET
SECURITY AND INTELLIGENCE AGENCIES
AL-ISTIKHARAT AL-ASKARIYEH
MUDIRIYET AL-AMN (LOCAL)
MUDIRIYET AL-AMN AL-AMEH

MINISTRIES
DEFENSE
INTERIOR
INTERIOR
POLICE
MILITARY
ARMY

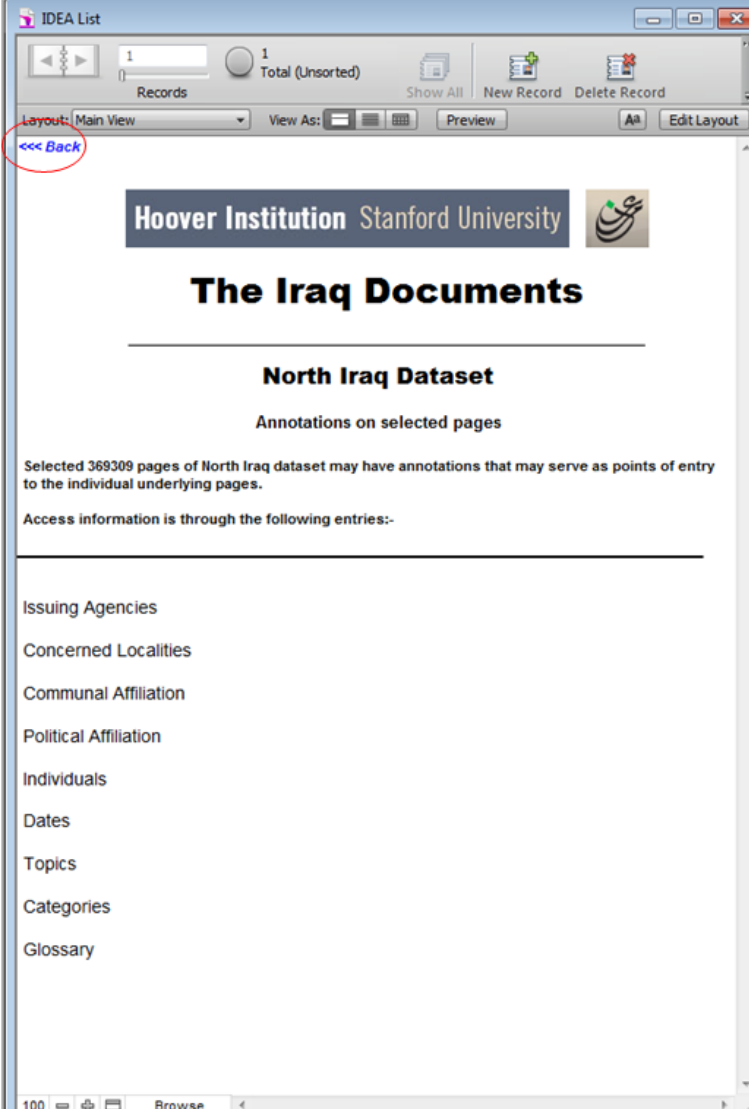
<<< View >>>

100 Browse

North Iraq Dataset

Browse Individual Collection - North Iraq Dataset (cont.)

- If you select “Browse by Annotation by selected pages” you will come to this page. There are 9 different selections you can choose from. To view the categories, click on each respective category.
- Please note that the unique number within the North Iraq Dataset are the “Serial Number” or “Page number”.
- To return to the NIDS introductory screen, click on "Hoover Institution" title bar or on the back button (in the upper left of the screen).

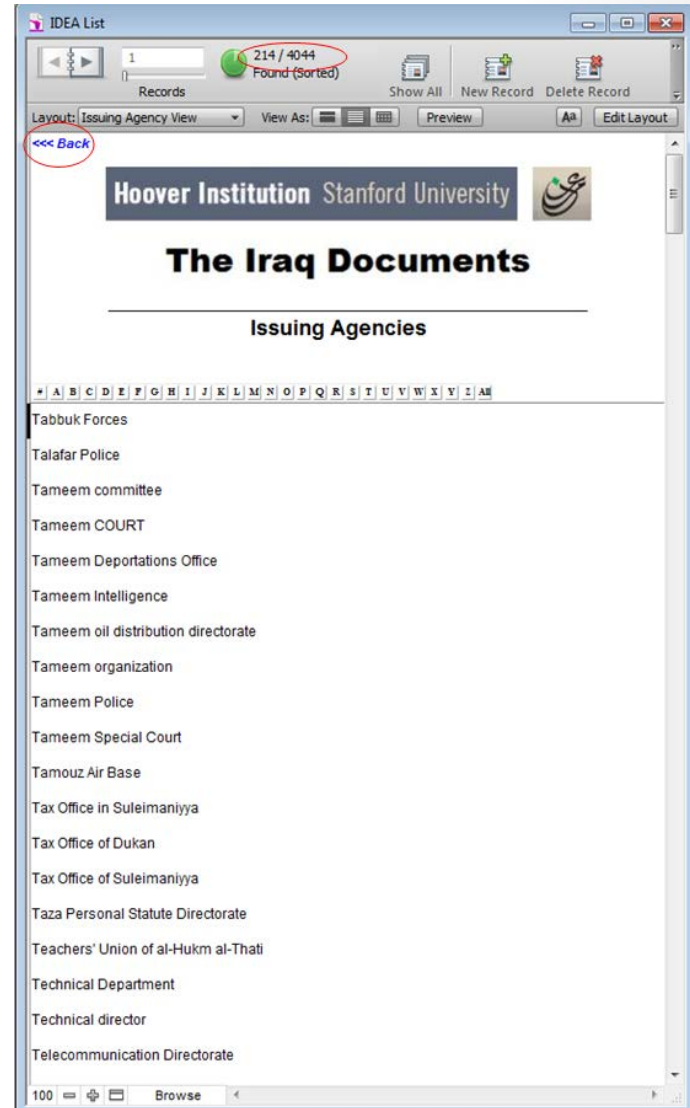


The screenshot displays the IDEA List application window. The title bar reads "IDEA List". The interface includes a toolbar with a search icon, a "Records" field containing "1", and a "Total (Unsorted)" field also containing "1". Other toolbar buttons include "Show All", "New Record", and "Delete Record". Below the toolbar, the "Layout" is set to "Main View", and the "View As" options are visible. A red circle highlights a "<<< Back" button in the upper left corner of the main content area. The main content area features a header for "Hoover Institution Stanford University" with a logo, followed by the title "The Iraq Documents" and a subtitle "North Iraq Dataset". Below this, it states "Annotations on selected pages" and provides information about 369,309 pages of the dataset. A list of categories is shown at the bottom, including Issuing Agencies, Concerned Localities, Communal Affiliation, Political Affiliation, Individuals, Dates, Topics, Categories, and Glossary. The status bar at the bottom shows "100" and "Browse".

North Iraq Dataset

Browse Individual Collection - North Iraq Dataset (cont.)

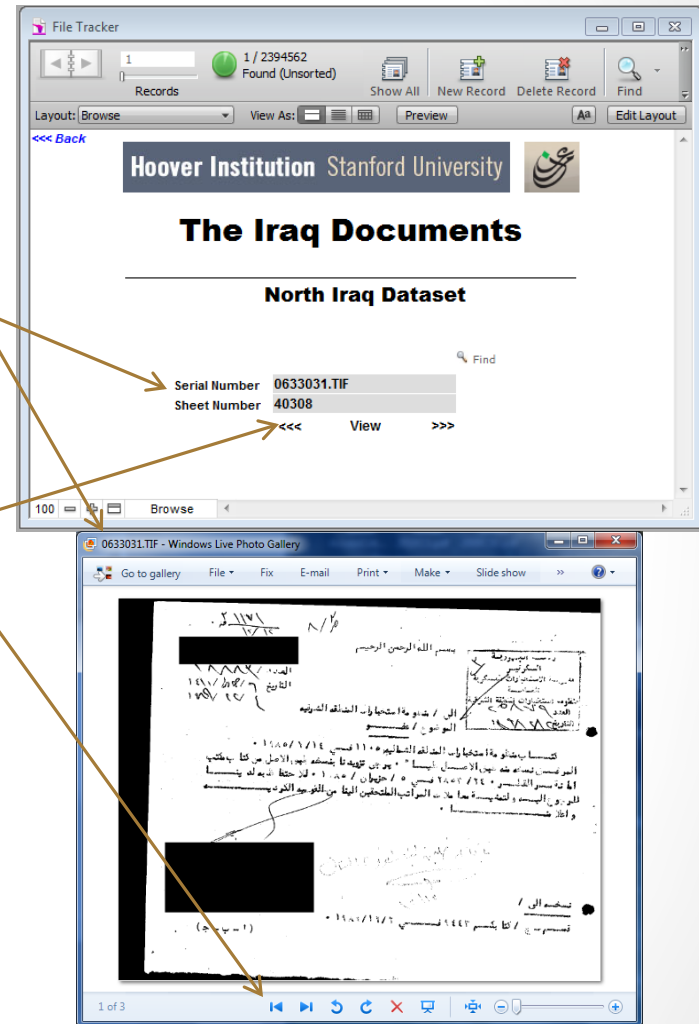
- If you select “Issuing Agencies” you will come to this page. There are 4044 different listed records you can choose from. Click on each respective issuing agency to view.
- To return to the NIDS Annotations on selected pages list, click on "Hoover Institution" title bar or on the back button (in the upper left of the screen).



North Iraq Dataset

Browse Individual Collection - North Iraq Dataset (cont.)

- After selecting an issuing agency you will come to this page. There is a Serial Number that should be logged if you would like to search this page in the future. Within the NIDS it is a unique number that is searchable. **When citing or searching, always refer to serial number within the Northern Iraq Dataset or page number.**
- When toggling through the different viewable documents, please use the arrows located under the serial number, so that you will maintain a search by serial number or page through the numbers by clicking on the < and > arrows in the notebook icon.
- To return to the NIDS list of searchable topics page click on "Hoover Institution" title bar or on the back button (in the upper left of the screen).



Kuwait Dataset



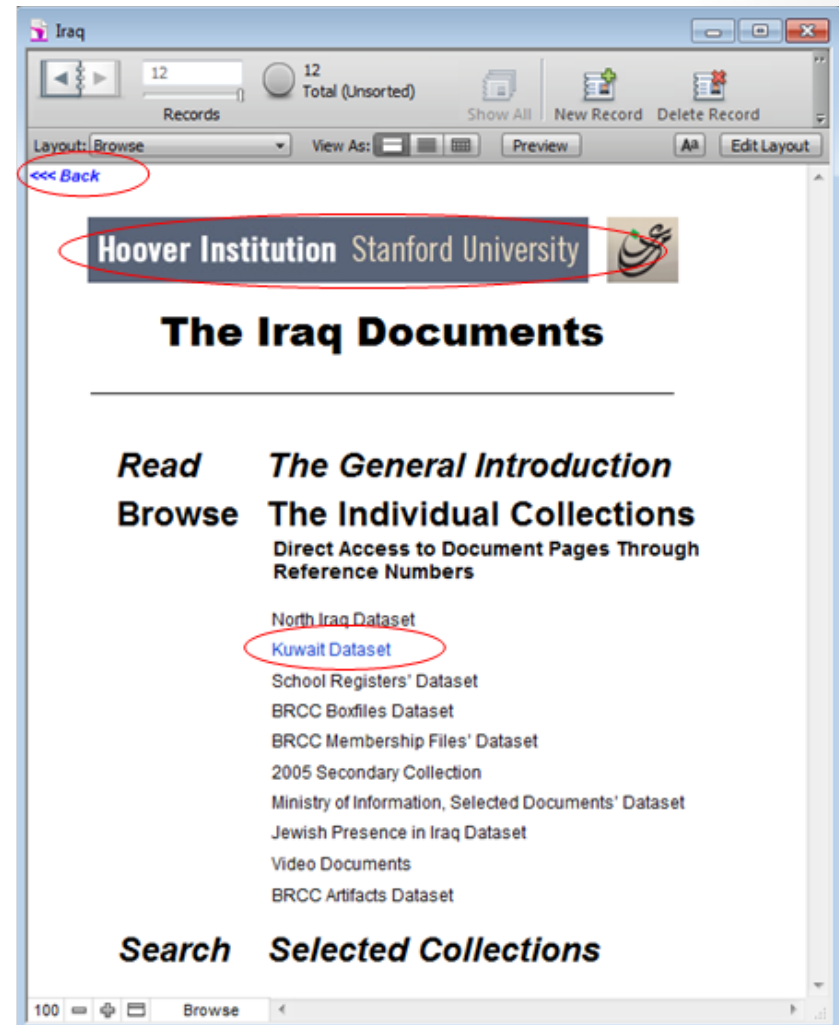
USER GUIDE

Kuwait Dataset

Option 2

Browse Individual Collection

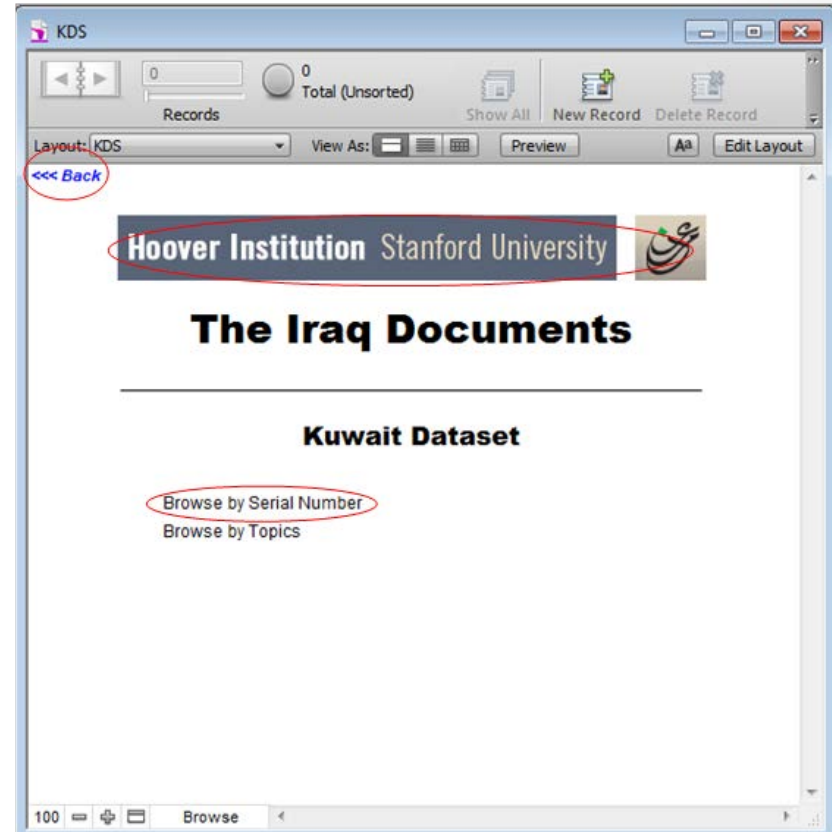
- Click on BROWSE INDIVIDUAL COLLECTION to see a list of the collections.
- Click on one of the collections listed to go through a series of screens that ultimately lead to the documents.
- The next set of screenshots show the screens for each collection and how they work.
- Please note that “**Serial Number**” and “**Page Number**” with in the Kuwait Dataset are the unique number that will help you find your document in the future
- To return to the introductory screen, click on "Hoover Institution" title bar **or on the back button (in the upper left of the screen).**



Kuwait Dataset

Browse Individual Collection - Kuwait Dataset

- In the **Kuwait Dataset** (KDS) there are two browse options. Select one by clicking on it.
- Please note that the unique number within the KDS is the "Serial Number" or "Page Number".
- To return to the introductory screen, click on "Hoover Institution" title bar or on the back button (in the upper left of the screen).



Kuwait Dataset

Browse Individual Collection - Kuwait Dataset (cont.)

- BROWSE BY SERIAL NUMBER opens this screen. It shows record 1 of 11,671 records, each representing one page of an Iraqi document.
- Please note that the unique number within the Kuwait Dataset is the “Serial Number” or “Page Number” .
- When toggling through the different viewable documents, please use the arrows located under the serial number.
- When clicking the “view” button to view the document, after this page,
- To return to the KDS introductory screen, click on "Hoover Institution" title bar or on the back button (in the upper left of the screen).

The screenshot displays the Hoover Institution Stanford University website interface for the Kuwait Dataset. The top navigation bar includes the Hoover Institution and Stanford University logos. Below this, the title "The Iraq Documents" is prominently displayed, followed by "Kuwait Dataset". A search bar contains the text "00002.pdf". Below the search bar are navigation arrows: "<<< View >>>". A red arrow points from the "Serial Number" label to the search bar, and another red arrow points from the "View" button to the Adobe Reader window below. The Adobe Reader window shows a scanned page of handwritten Arabic text.

Kuwait Dataset

Browse Individual Collection - Kuwait Dataset (cont.)

- BROWSE BY TOPICS opens this list of 16 broad topics and the number of entries for each.
- Click on a topic to see a list of more detailed data that relates to it.
- To return to the KDS introductory screen, click on "Hoover Institution" title bar or on the back button (in the upper left of the screen).

Kuwait Topics

Records: 1 16 Total (Unsorted)

Show All New Record Delete Record Find

Layout: Topics View As: Preview Edit Layout

<<< Back

Hoover Institution Stanford University

The Iraq Documents

Kuwait Dataset

Topics

Saddam Husayn	28
Ali Hasan al-Majid	13
Individuals	1084
Other nationals	150
Iraqi military and administrative divisions	1857
Military directives	1824
Status reports and logbooks	2594
Deserters and AWOLs	140
Intelligence and monitoring of Allied forces	356
Arrests	278
Treatment of population under occupation	211
Kuwaiti resistance	34
Authorized theft	218
Sabotage	60
Chemical weapons	296
War crimes	45

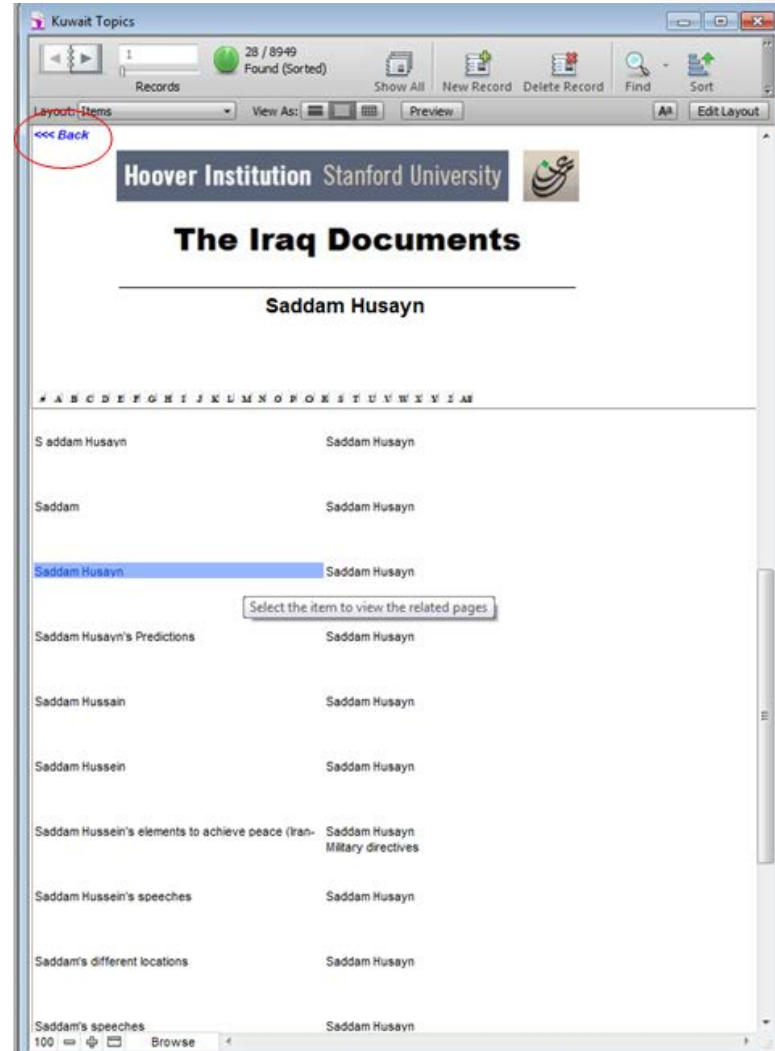
Select topics

100 Browse

Kuwait Dataset

Browse Individual Collection - Kuwait Dataset (cont.)

- This is the list of the 28 detailed entries in the topic "Saddam Husayn."
- Click on a listing to read a description of the documents related to it.
- To return to the previous screen, click on "Hoover Institution" title bar or on the back button (in the upper left of the screen).



The screenshot shows a web browser window titled "Kuwait Topics". The address bar shows "1" and "28 / 8949 Found (Sorted)". The page header includes "Hoover Institution Stanford University" and a logo. The main heading is "The Iraq Documents" followed by "Saddam Husayn". Below this is a navigation bar with letters A through Z. The main content area displays a list of document titles, each with a corresponding "Saddam Husayn" link. The third item, "Saddam Husayn", is highlighted in blue. A tooltip box is visible over the "Saddam Husayn" link of the third item, containing the text "Select the item to view the related pages". The bottom of the browser window shows a status bar with "100" and "Browse".

Kuwait Dataset

Browse Individual Collection - Kuwait Dataset (cont.)

- This is the description of "Saddam Husayn's Predictions" from the previous screen. It describes 6 pages of documents.
- Please note that the unique number within the Kuwait Dataset is the "Serial Number" or "Page Number" .
- To return to the previous screen, click on the "Hoover Institution" title bar or on the back button (in the upper left of the screen).

1 / 11671 Found (Unsorted)

Records Show All New Record Delete Record

Layout: Files View As: Preview Edit Layout

<<< Back

Hoover Institution Stanford University

The Iraq Documents

Kuwait Dataset

Serial Number	Number of Pages
03902.pdf	12
Folder	010
English Title	
Names	Tallil AFB Command
Summary	Miscellaneous An announcement from Saddam Husayn to unit commanders urging them to continue the fighting; request to relieve officers; photos of personnel, newspaper clippings, table of maintenance for vehicle
Other Notes	
Comments	

<<< View >>>

School Registers Dataset



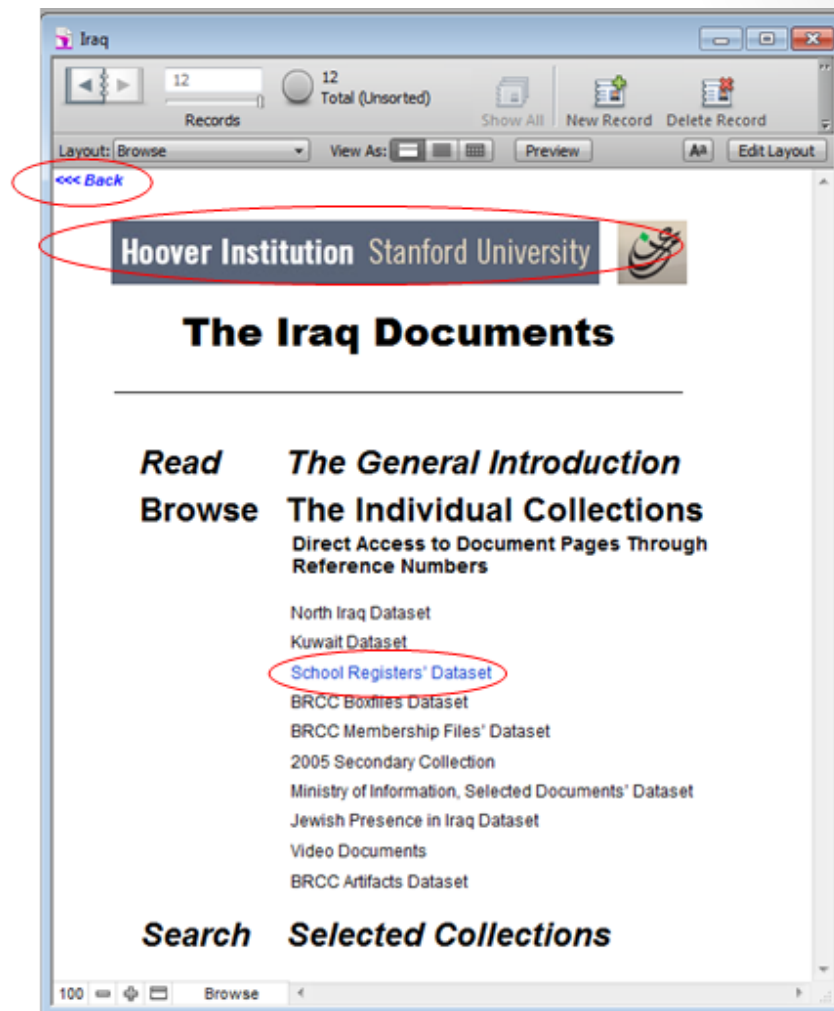
USER GUIDE

School Registers Dataset

Option 2

Browse Individual Collection

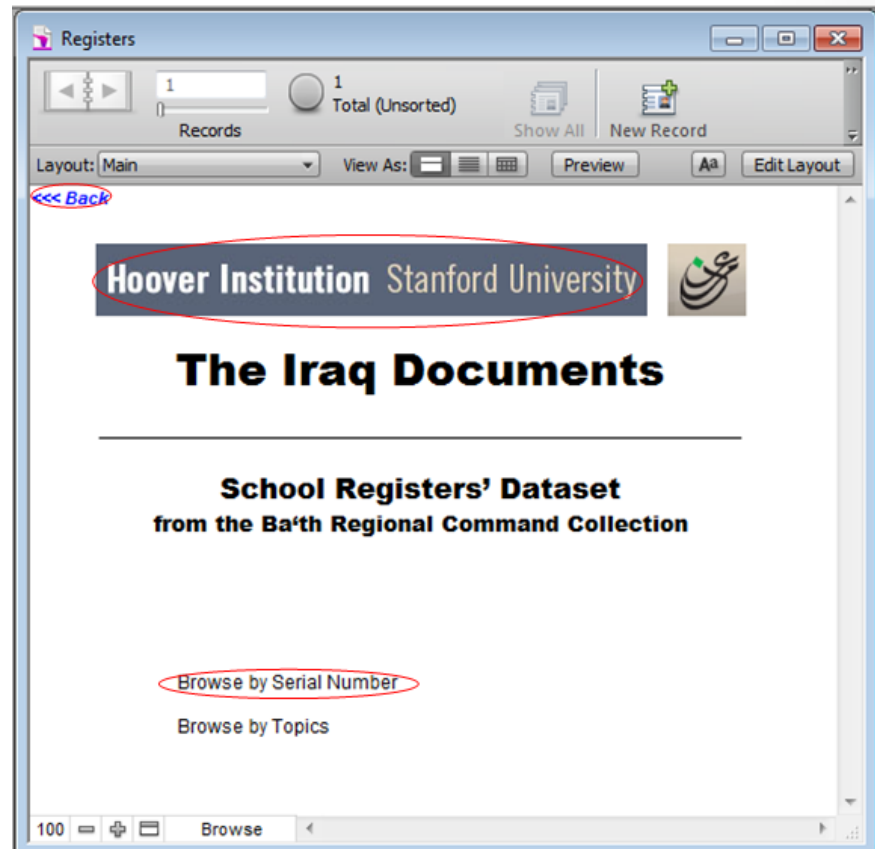
- Click on BROWSE INDIVIDUAL COLLECTION to see a list of the collections.
- Click on one of the collections listed to go through a series of screens that ultimately lead to the documents.
- The next set of screenshots show the screens for each collection and how they work.
- To return to the introductory screen, click on "Hoover Institution" title bar **or on the back button (in the upper left of the screen).**



School Registers Dataset

Browse Individual Collection - School Registers Dataset

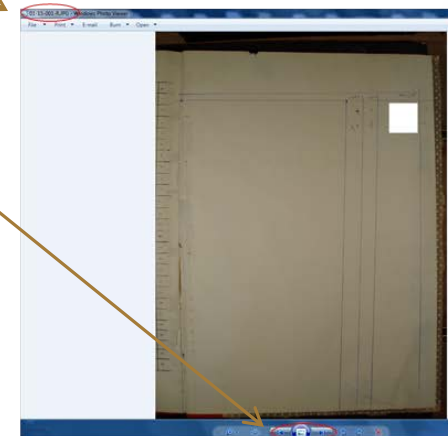
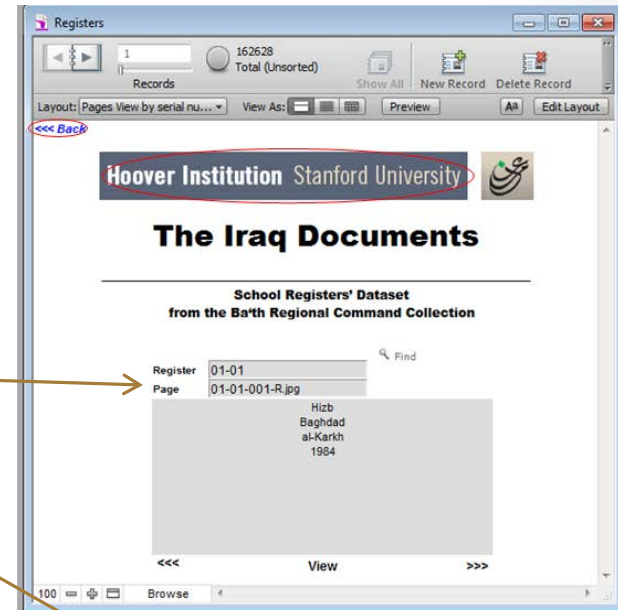
- The School Registers Dataset opens to this page.
- You have two Browse options. Select one by clicking on it.
- To return to the previous screen, click on "Hoover Institution" title bar or on the back button (in the upper left of the screen).



School Registers Dataset

Browse Individual Collection - School Registers Dataset

- BROWSE BY SERIAL NUMBER opens a screen for record 1 of 162628 records. Each record refers to one page of a document.
- Please note that the only unique number within the BRCC is the “Page Number”.
- Click on VIEW to see the document.
- Page through the numbers by clicking on the < and > arrows in the notebook icon.
- To view a specific box/batch/page, click on FIND, type in the number, then hit Enter.
- To return to the previous screen, click on "Hoover Institution" title bar or on the back button (in the upper left of the screen).



School Registers Dataset

Browse Individual Collection - School Registers Dataset

- BROWSE BY TOPICS opens a list of 3 broad topics with the number of detailed entries within it. For example, there are 18 Governorates in "Governorates."
- To select a topic, click on it.
- To return to the previous screen, click on "Hoover Institution" title bar or on the back button (in the upper left of the screen).

Registers

1
Records

1
Total (Unsorted)

Show All New Record Delete Record

Layout: View all topics View As: Preview AA Edit Layout

<<< Back

Hoover Institution Stanford University

The Iraq Documents

School Registers' Dataset
from the Ba'th Regional Command Collection

Topics

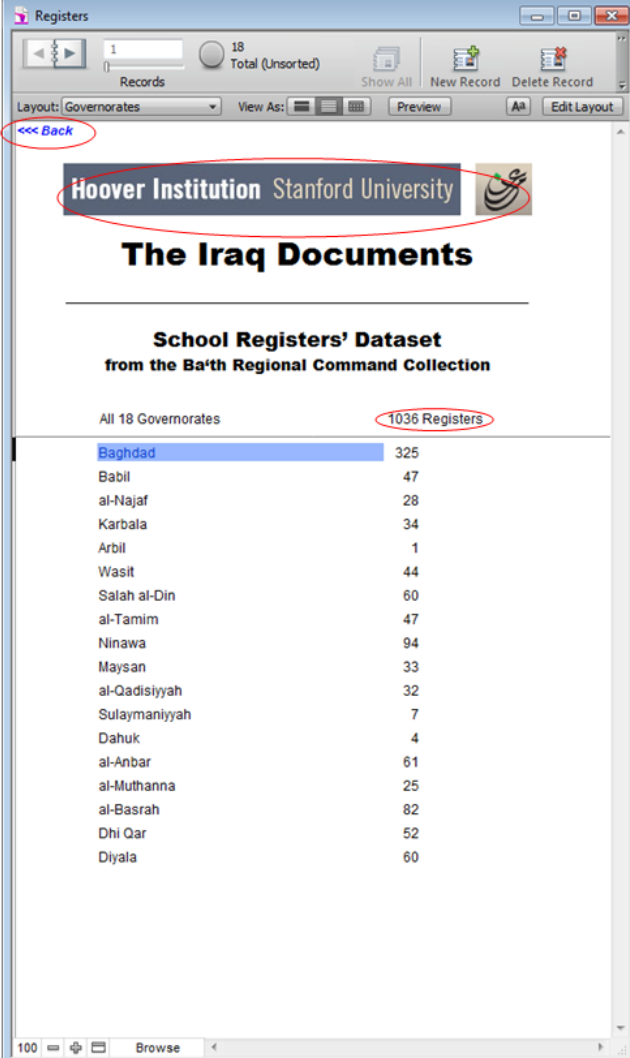
Governorates	18
Localities	46
Dates	20

100 Browse

School Registers Dataset

Browse Individual Collection - School Registers Dataset

- The Governorates topic opens to this page. It lists each province and the number of registers from it. There are a total of 1,036 registers.
- To select a province, click on its name.
- To return to the previous screen, click on "Hoover Institution" title bar or on the back button (in the upper left of the screen).



The screenshot shows the 'Registers' application interface. At the top, there is a navigation bar with a back button (labeled '<< Back') and a title bar that reads 'Hoover Institution Stanford University'. Below the title bar, the main heading is 'The Iraq Documents'. Underneath, it says 'School Registers' Dataset from the Ba'th Regional Command Collection. A summary line indicates 'All 18 Governorates' and '1036 Registers'. The main content area displays a table with 18 rows, each representing a Governorate and its number of registers. The 'Baghdad' row is highlighted in blue.

Governorate	Registers
Baghdad	325
Babil	47
al-Najaf	28
Karbala	34
Arbil	1
Wasit	44
Salah al-Din	60
al-Tamim	47
Ninawa	94
Maysan	33
al-Qadisiyyah	32
Sulaymaniyah	7
Dahuk	4
al-Anbar	61
al-Muthanna	25
al-Basrah	82
Dhi Qar	52
Diyala	60

School Registers Dataset

Browse Individual Collection - School Registers Dataset (cont.)

- Clicking on a province opens a list of registers for the province. In this case, there are 325 registers for Baghdad (out of 1,036 registers total).
- To select a register, click on its register number.
- To return to the previous screen, click on "Hoover Institution" title bar or on the back button (in the upper left of the screen).

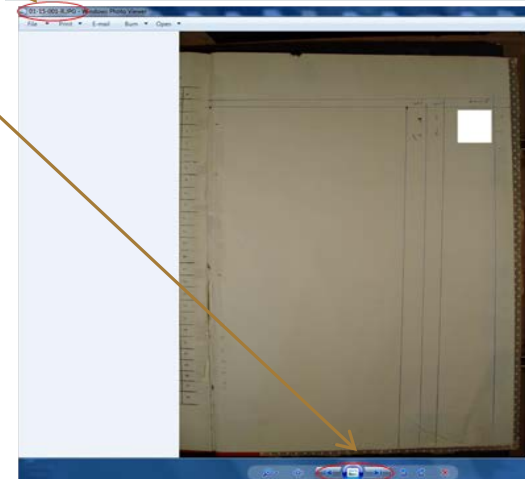
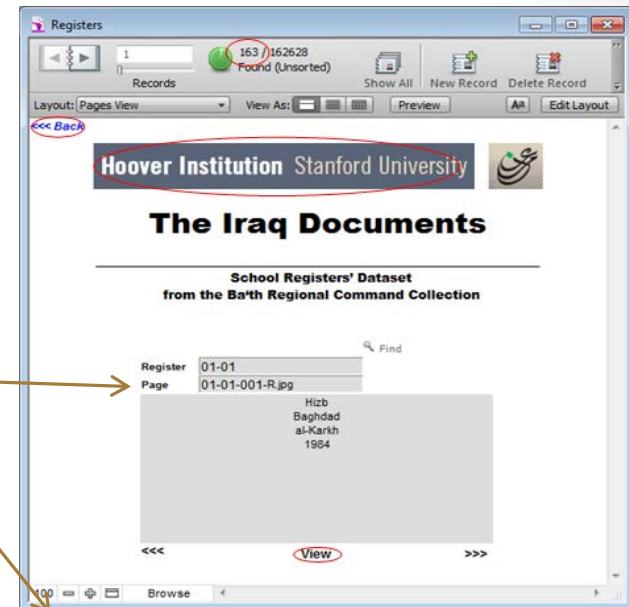
The screenshot shows a web application window titled "Registers". At the top, there is a search bar with the text "325 Found (Unsorted)" and a "Records" label. Below the search bar, there are navigation buttons: "Show All" and "New Record". The layout is set to "Registers view" and the view is "View As". A "Back" button is visible in the upper left corner. The main content area features the "Hoover Institution Stanford University" logo and the title "The Iraq Documents". Below the title, it says "School Registers' Dataset from the Ba'ath Regional Command Collection". A table of registers is displayed with the following columns: Register, Pages, Type, Governorate, Locality, Year, and Vol. The table contains 20 rows of data, with the first row highlighted in blue.

Register	Pages	Type	Governorate	Locality	Year	Vol
01-01	163	Hizb	Baghdad	al-Karkh	1984	1
01-02	113	Hizb	Baghdad	al-Karkh	1984	2
01-03	123	Hizb	Baghdad	al-Risafah	1985	
01-04	173	Hizb	Baghdad	al-Karkh	1985	
01-05	48	Amn	Baghdad	Baghdad al-Jadidah	1986	
01-06	199	Hizb	Baghdad	al-Jamiah	1986	
01-07	10	Amn	Baghdad	al-Salihiyah	1986	
01-08	70	Amn	Baghdad	al-Madain	1986	
01-09	185	Hizb	Baghdad	al-Risafah	1986	1
01-10	223	Hizb	Baghdad	al-Risafah	1986	2
01-11	303	Hizb	Baghdad	al-Karkh	1986	1
01-12	317	Hizb	Baghdad	al-Karkh	1986	2
01-13	61	Amn	Baghdad	17 Tammuz	1987	
01-14	77	Amn	Baghdad	al-Amil	1987	
01-15	13	Amn	Baghdad	al-Taji	1987	
01-16	203	Amn	Baghdad	al-Wahdah	1987	
01-17	202	Amn	Baghdad	al-Qanah	1987	1
01-18	63	Amn	Baghdad	al-Qanah	1987	2
01-19	1	Amn	Baghdad	al-Bab al-Sharqi	1987	
01-20	90	Amn	Baghdad	al-Shulah	1987	
01-21	137	Amn	Baghdad	al-Zafaraniyyah	1987	
01-22	139	Amn	Baghdad	al-Humiyah	1987	
01-23	60	Amn	Baghdad	Abu Ghurayb	1987	
02-01	106	Amn	Baghdad	al-Azamiyyah	1987	
02-02	297	Hizb	Baghdad	al-Karkh	1987	1
02-03	239	Hizb	Baghdad	al-Karkh	1987	2
02-04	201	Hizb	Baghdad	al-Karkh	1987	3
02-05	333	Hizb	Baghdad	al-Risafah	1987	1
02-06	277	Hizb	Baghdad	al-Risafah	1987	2
02-07	244	Hizb	Baghdad	al-Risafah	1987	3
02-08	333	Hizb	Baghdad	al-Risafah	1987	4
02-09	237	Hizb	Baghdad	al-Risafah	1987	5
02-10	130	Amn	Baghdad	al-Shab	1988	

School Registers Dataset

Browse Individual Collection - School Registers Dataset (cont.)

- Clicking on the register number opens this screen. There are 163 page images (out of 162,628 page images in all of the school registers) in this one register.
- Please note that the only unique number within the School Registers Dataset is the "Page Number".
- Click on VIEW to see the first of the 163 pages. Then in the image viewer, click on the arrows to view all of the other pages.
- To return to the previous screen, click on "Hoover Institution" title bar or on the back button (in the upper left of the screen).



BRCC Boxfiles Dataset



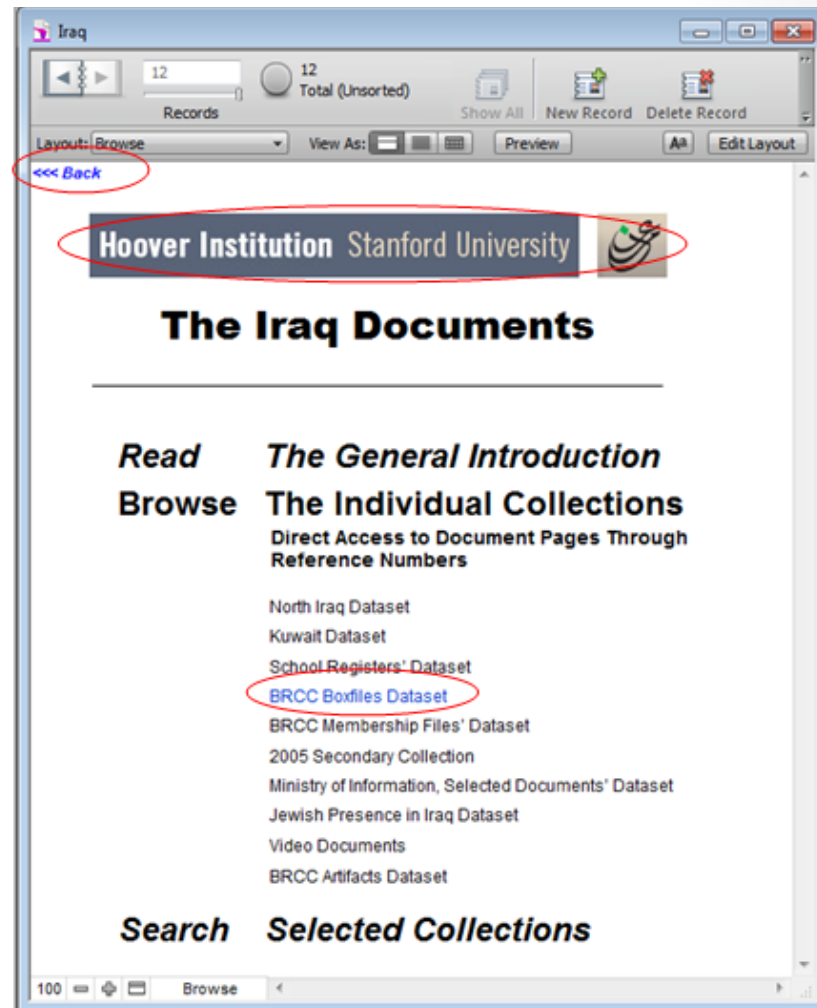
USER GUIDE

BRCC Boxfiles Dataset

Option 2

Browse Individual Collection

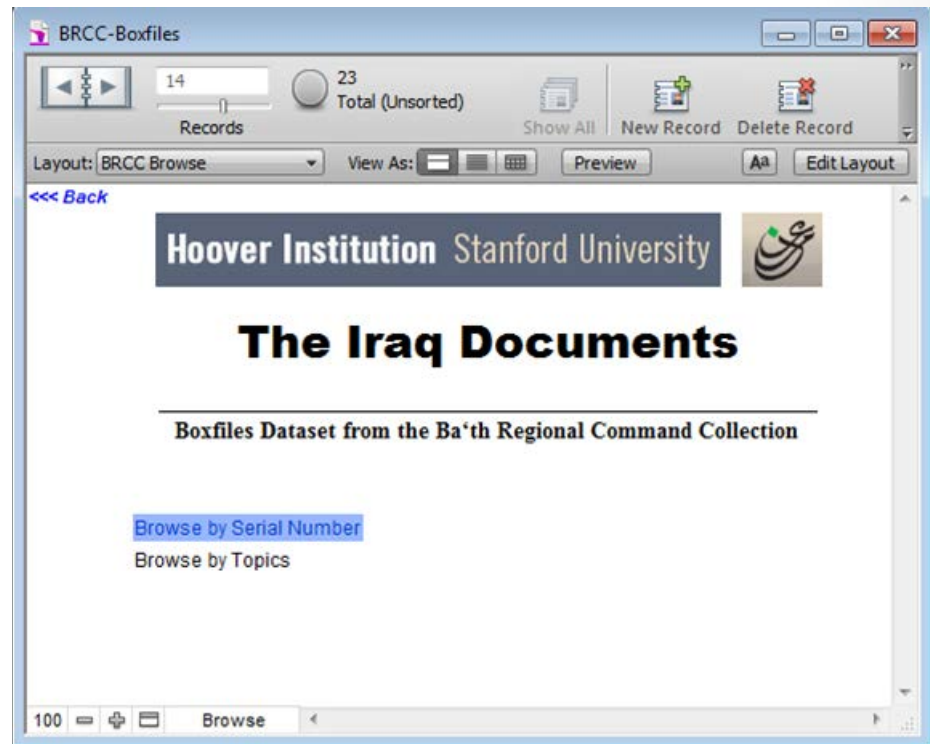
- Click on BROWSE INDIVIDUAL COLLECTION to see a list of the collections.
- Click on one of the collections listed to go through a series of screens that ultimately lead to the documents.
- The next set of screenshots show the screens for each collection and how they work.
- To return to the introductory screen, click on "Hoover Institution" title bar **or on the back button (in the upper left of the screen).**



BRCC Boxfiles Dataset

Browse Individual Collection – BRCC Boxfiles Dataset

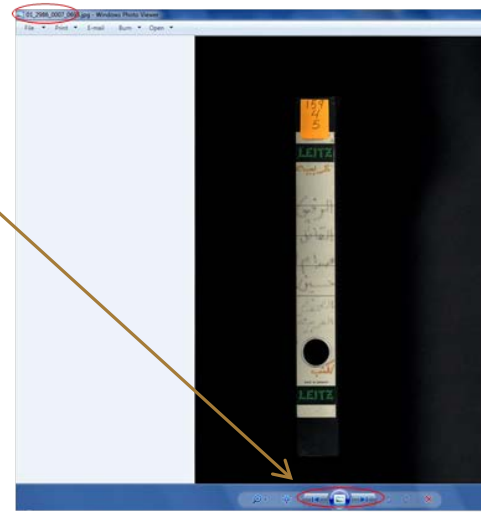
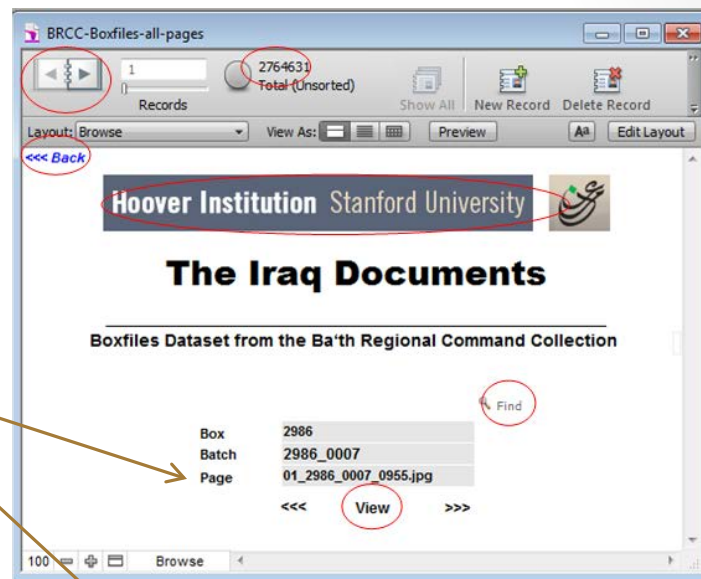
- Clicking on the BOXFILES DATASET opens this screen.
- You have two browse options. Select one by clicking on it.
- To return to the previous screen, click on "Hoover Institution" title bar or on the back button (in the upper left of the screen).



BRCC Boxfiles Dataset

Browse Individual Collection – BRCC Boxfiles Dataset (cont.)

- BROWSE BY SERIAL NUMBER opens a screen for record 1 of 2,764,631 records. Each record refers to one page of a document.
- Please note that the only unique number within the BRCC is the “Page Number”.
- Click on VIEW to see the document.
- Page through the numbers by clicking on the < and > arrows in the notebook icon.
- To view a specific box/batch/page, click on FIND, type in the number, then hit Enter.
- To return to the previous screen, click on "Hoover Institution" title bar or on the back button (in the upper left of the screen).



BRCC Boxfiles Dataset

Browse Individual Collection – BRCC Boxfiles Dataset (cont.)

- BROWSE BY TOPICS opens a list of 23 broad topics with the number of detailed entries within it. For example, there are 2499 entries in "Administrative."
- To select a topic, click on it.
- To return to the previous screen, click on "Hoover Institution" title bar or on the back button (in the upper left of the screen).

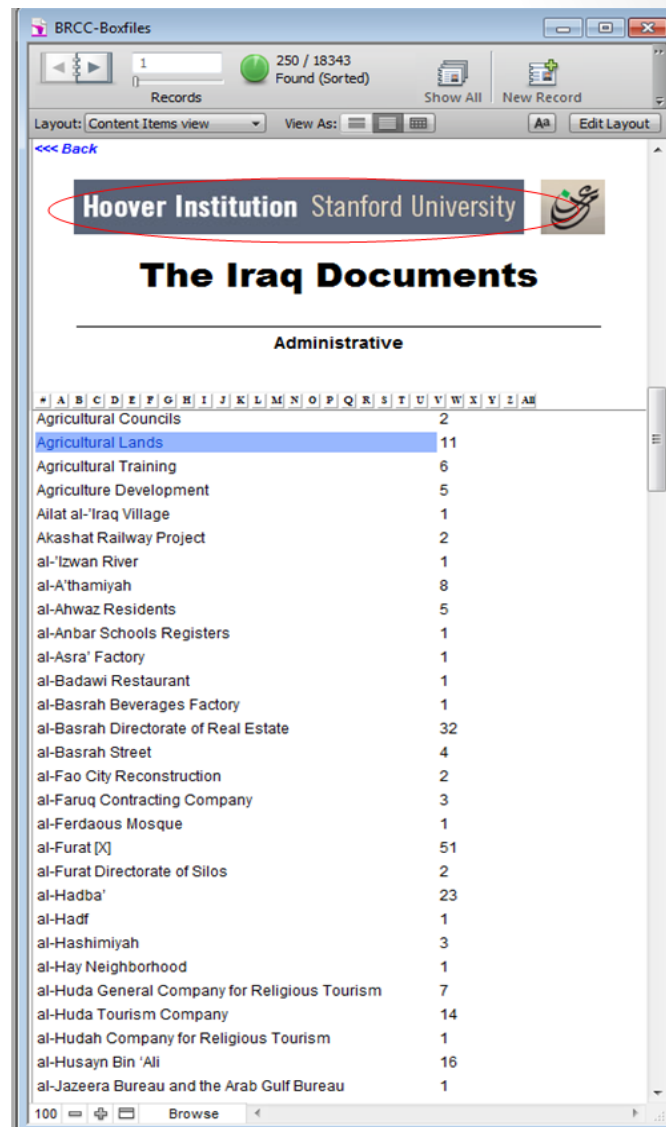
The screenshot shows the BRCC-Boxfiles web application interface. At the top, there is a navigation bar with a "Records" section showing 14 records and a "Total (Unsorted)" section showing 23. Below this is a "Layout: Topics" dropdown menu and a "View As:" section with icons for list, grid, and preview views. A "Preview" button is also visible. On the left side of the interface, there is a "Back" button. The main content area features the Hoover Institution and Stanford University logos, followed by the title "The Iraq Documents" and the subtitle "Boxfiles Dataset from the Ba'th Regional Command Collection". Below this, there is a section titled "Topics" which contains a list of 23 topics and their corresponding entry counts. The "Administrative" topic is highlighted in blue.

Topic	Count
Administrative	2499
Individuals	2608
Correspondence	230
High Command	653
Party Branches	877
Party Organizations	977
Party Events	258
Party Honors	330
Party Literature	674
National Events	160
State Institutions	1006
Security	5330
PoWs	79
North	536
Center	633
South	423
Opposition	222
Admissions & Exclusions	866
Party Management	1421
News Events	232
Other Parties and Organizations	1091
Date	1561
Others	437

BRCC Boxfiles Dataset

Browse Individual Collection – BRCC Boxfiles Dataset (cont.)

- The more detailed entries, and the quantity of boxfiles associated with each, are listed here. For example, there are 11 entries for "Agriculture Lands."
- These are the numerical (#) entries. Click on a letter to see other entries. For long lists, use the scroll bar at right.
- To continue to the documents, click on an entry.
- To return to the previous screen, click on "Hoover Institution" title bar or on the back button (in the upper left of the screen).



The screenshot shows a web browser window titled "BRCC-Boxfiles". The interface includes a navigation bar with a "Records" section showing "1" record out of "250 / 18343 Found (Sorted)". There are buttons for "Show All", "New Record", "Layout: Content Items view", "View As:", and "Edit Layout". A "Back" button is visible in the upper left. The main content area features the "Hoover Institution Stanford University" logo and the title "The Iraq Documents" with a sub-section "Administrative". Below this is a table listing various entries with their respective counts. The entry "Agricultural Lands" is highlighted in blue.

Entry	Count
Agricultural Councils	2
Agricultural Lands	11
Agricultural Training	6
Agriculture Development	5
Ailat al-'Iraq Village	1
Akashat Railway Project	2
al-'Izwan River	1
al-A'thamiyah	8
al-Ahwaz Residents	5
al-Anbar Schools Registers	1
al-Asra' Factory	1
al-Badawi Restaurant	1
al-Basrah Beverages Factory	1
al-Basrah Directorate of Real Estate	32
al-Basrah Street	4
al-Fao City Reconstruction	2
al-Faruq Contracting Company	3
al-Ferdaous Mosque	1
al-Furat [X]	51
al-Furat Directorate of Silos	2
al-Hadba'	23
al-Hadf	1
al-Hashimiyah	3
al-Hay Neighborhood	1
al-Huda General Company for Religious Tourism	7
al-Huda Tourism Company	14
al-Hudah Company for Religious Tourism	1
al-Husayn Bin 'Ali	16
al-Jazeera Bureau and the Arab Gulf Bureau	1

BRCC Boxfiles Dataset

Browse Individual Collection – BRCC Boxfiles Dataset (cont.)

- Clicking on an entry opens a screen listing the Physical Identifier for each boxfile related to the entry.
- At right you see a list of 11 boxfiles (out of 6420) that are related to " Agriculture Lands " from the previous screen shot.
- Click on a Physical Identifier to continue to the documents.
- To return to the previous screen, click on "Hoover Institution" title bar or on the back button (in the upper left of the screen).

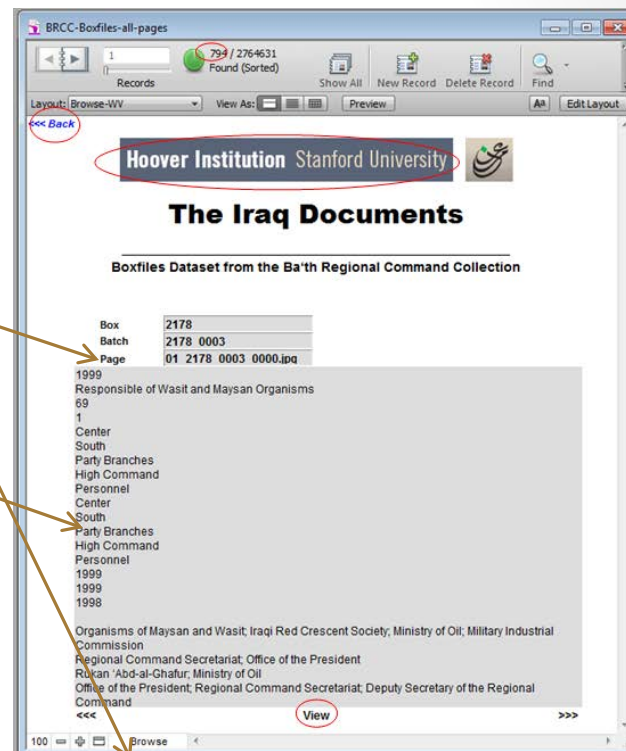
The screenshot shows the BRCC-Boxfiles application window. The title bar reads "BRCC-Boxfiles". The interface includes a navigation bar with a "Records" section showing "11 / 6423 Found (Unsorted)" and buttons for "Show All", "New Record", and "Delete Record". Below this is a "Layout: Boxfiles view" dropdown and "View As:" options. A red circle highlights a "<<< Back" button in the upper left. The main content area features the "Hoover Institution Stanford University" logo and the title "The Iraq Documents". Below the title is the subtitle "Boxfiles Dataset from the Ba'th Regional Command Collection". A table lists boxfiles with two columns: "Physical Identifier" and "Conversion Identifier". The first row is highlighted in blue.

Physical Identifier	Conversion Identifier
025-5-2	2178 0003
029-2-2	
051-4-4	
088-4-4	3521 0002
088-4-7	3781 0001
114-1-2	3175 0000
115-4-1	3604 0002
119-1-2	3302 0000
125-2-1	3594 0002
145-1-7	3237 0002
159-4-1	3313 0002

BRCC Boxfiles Dataset

Browse Individual Collection – BRCC Boxfiles Dataset (cont.)

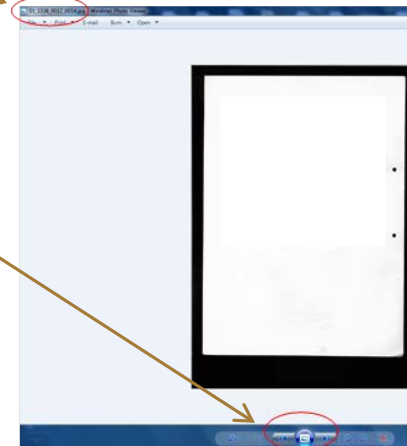
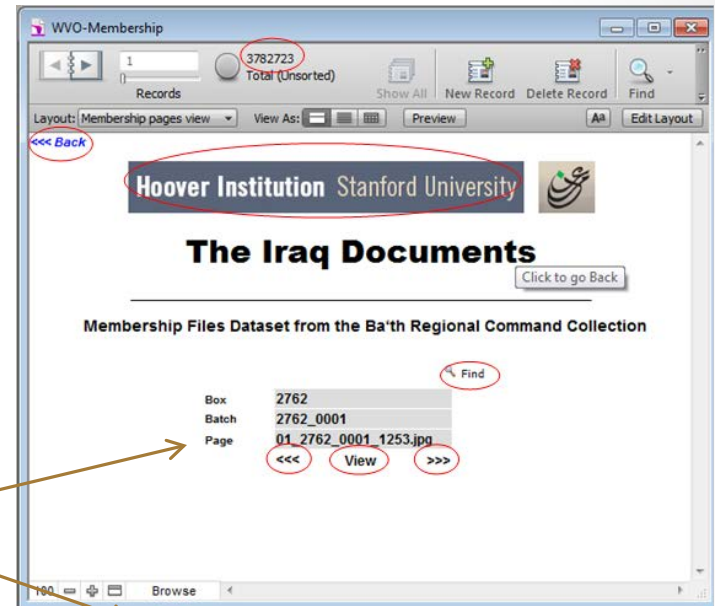
- There are 794 pages of documents in this boxfile (out of 2,764,631 total pages).
- Please note that the only unique number within the Boxfiles Dataset is the “Page Number”.
- To see the data that is cut off at the bottom, get a scroll bar by moving the cursor into the large gray box and clicking. This screen shows all of the terms used to describe this boxfile.
- Click on VIEW to see the documents.
- Page through the numbers by clicking on the < and > arrows in the notebook icon
- To return to the previous screen, click on "Hoover Institution" title bar or on the back button (in the upper left of the screen).



BRCC Boxfiles Dataset

Browse Individual Collection - Membership Files Dataset

- Box/batch/page numbers provide the only access. This is record 1 of 3,782,723 records. Each represents one page of an Iraqi document.
- Click on VIEW to see the document.
- To view a specific number, click on FIND, enter the number, then hit ENTER.
- Please note that the only unique number within the Membership files is the "Page Number".
- Page through the records by clicking on the < and > arrows in the notebook icon.
- To return to the previous screen, click on "Hoover Institution" title bar or on the back button (in the upper left of the screen).



BRCC Membership Files' Dataset



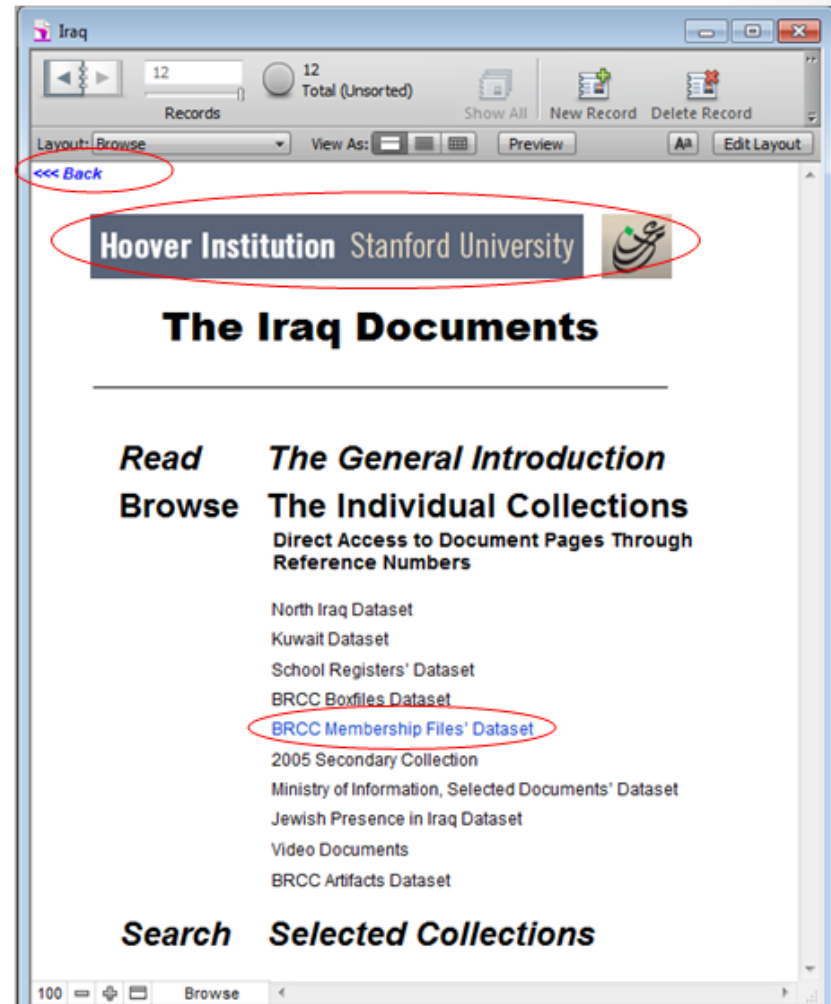
USER GUIDE

BRCC Membership Files' Dataset

Option 2

Browse Individual Collection

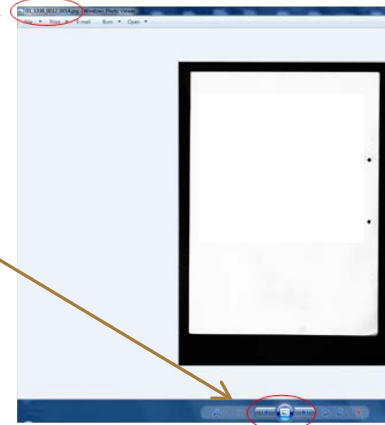
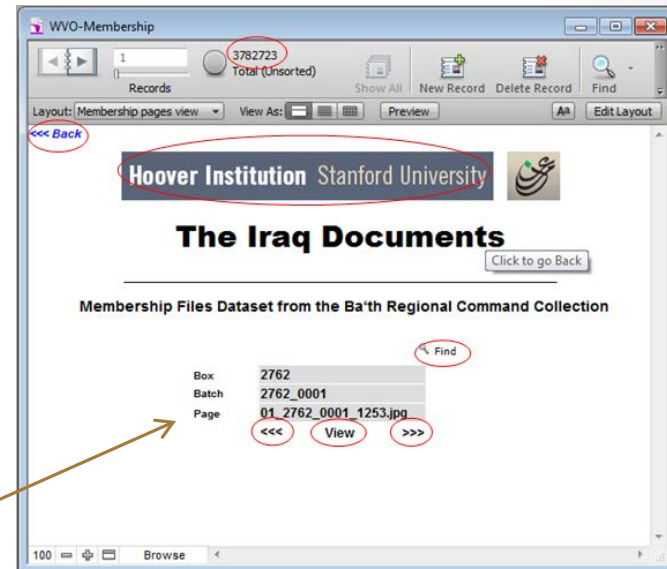
- Click on BROWSE INDIVIDUAL COLLECTION to see a list of the collections.
- Click on one of the collections listed to go through a series of screens that ultimately lead to the documents.
- The next set of screenshots show the screens for each collection and how they work.
- To return to the introductory screen, click on "Hoover Institution" title bar **or on the back button (in the upper left of the screen).**



BRCC Membership Files' Dataset

Browse Individual Collection - Membership Files Dataset

- Box/batch/page numbers provide the only access. This is record 1 of 3,782,723 records. Each represents one page of an Iraqi document.
- Click on VIEW to see the document.
- To view a specific number, click on FIND, enter the number, then hit ENTER.
- Please note that the only unique number within the Membership files is the "Page Number".
- Page through the records by clicking on the < and > arrows in the notebook icon.
- To return to the previous screen, click on "Hoover Institution" title bar or on the back button (in the upper left of the screen).



2005 Secondary Collection



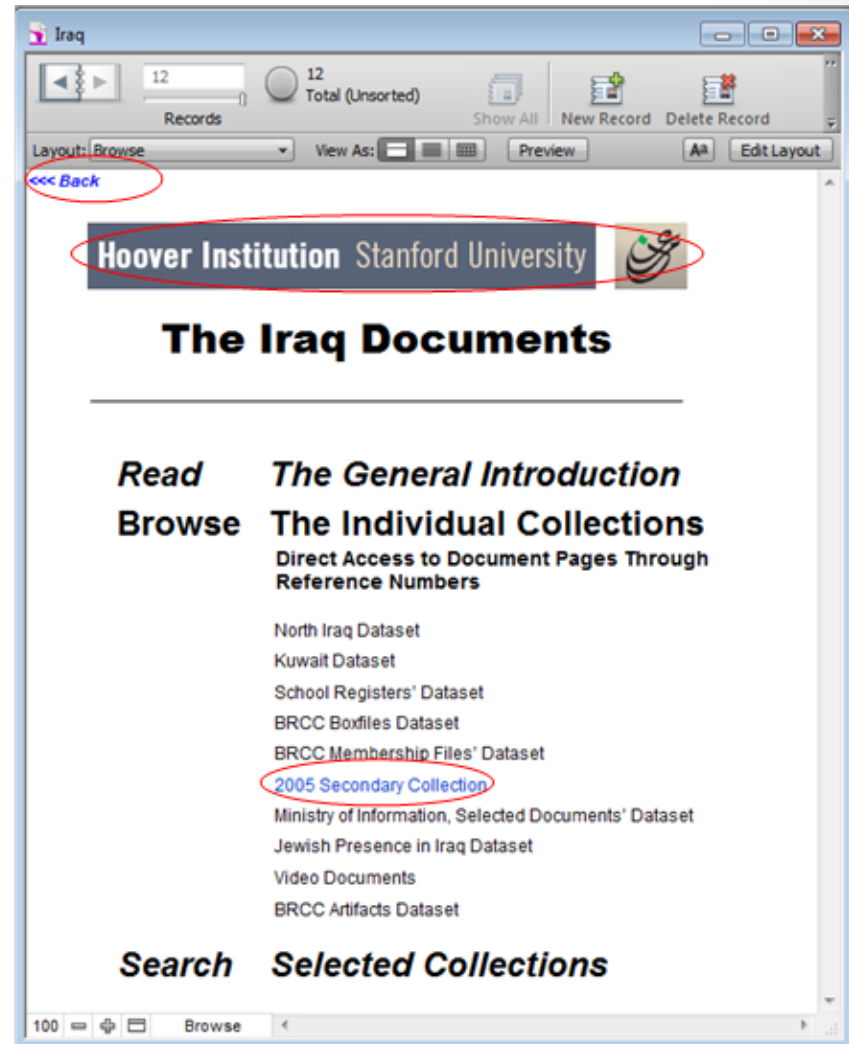
USER GUIDE

2005 Secondary Collection

Option 2

Browse Individual Collection

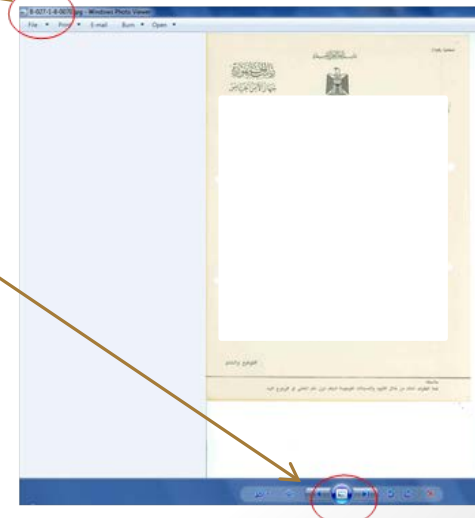
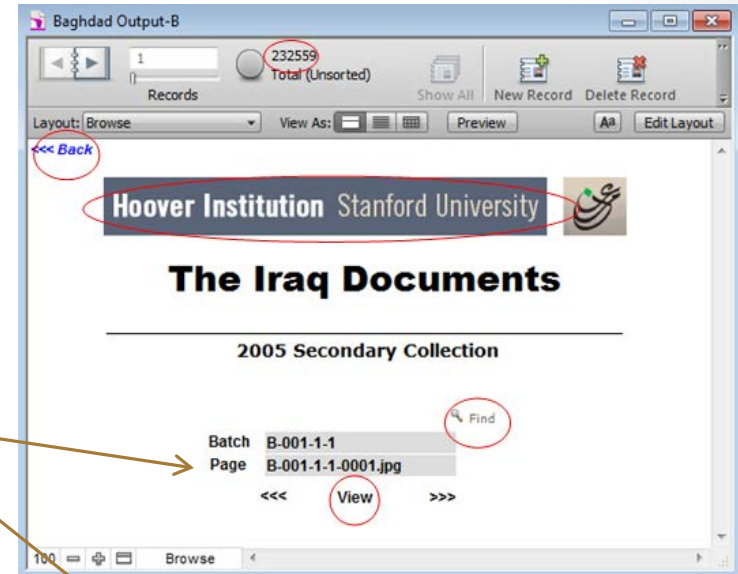
- Click on BROWSE INDIVIDUAL COLLECTION to see a list of the collections.
- Click on one of the collections listed to go through a series of screens that ultimately lead to the documents.
- The next set of screenshots show the screens for each collection and how they work.
- To return to the introductory screen, click on "Hoover Institution" title bar **or on the back button (in the upper left of the screen).**



Ministry of Information Dataset

Browse Individual Collection - 2005 Secondary Collection

- Batch/page numbers provide the only access. This is record 1 of 232,559 records. Each represents one page of an Iraqi document.
- Click on VIEW to see the document.
- Please note that the only unique number within the 2005 Secondary Collection is the "Page Number".
- To view a specific batch/page number, click on FIND, enter the number, then hit ENTER.
- Page through the records by clicking on the < and > arrows in the notebook icon.
- To return to the introductory screen, click on the "Hoover Institution" title bar or on the back button (in the upper left of the screen).



Ministry of Information Dataset



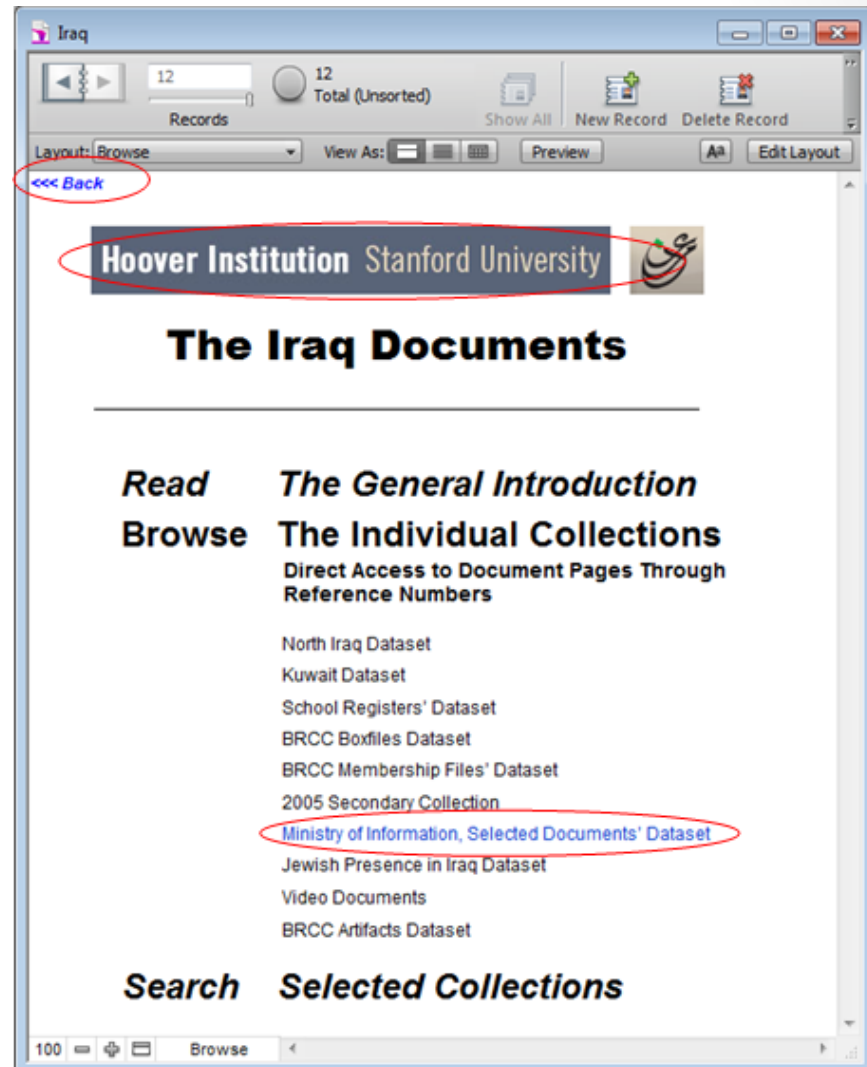
USER GUIDE

Ministry of Information Dataset

Option 2

Browse Individual Collection

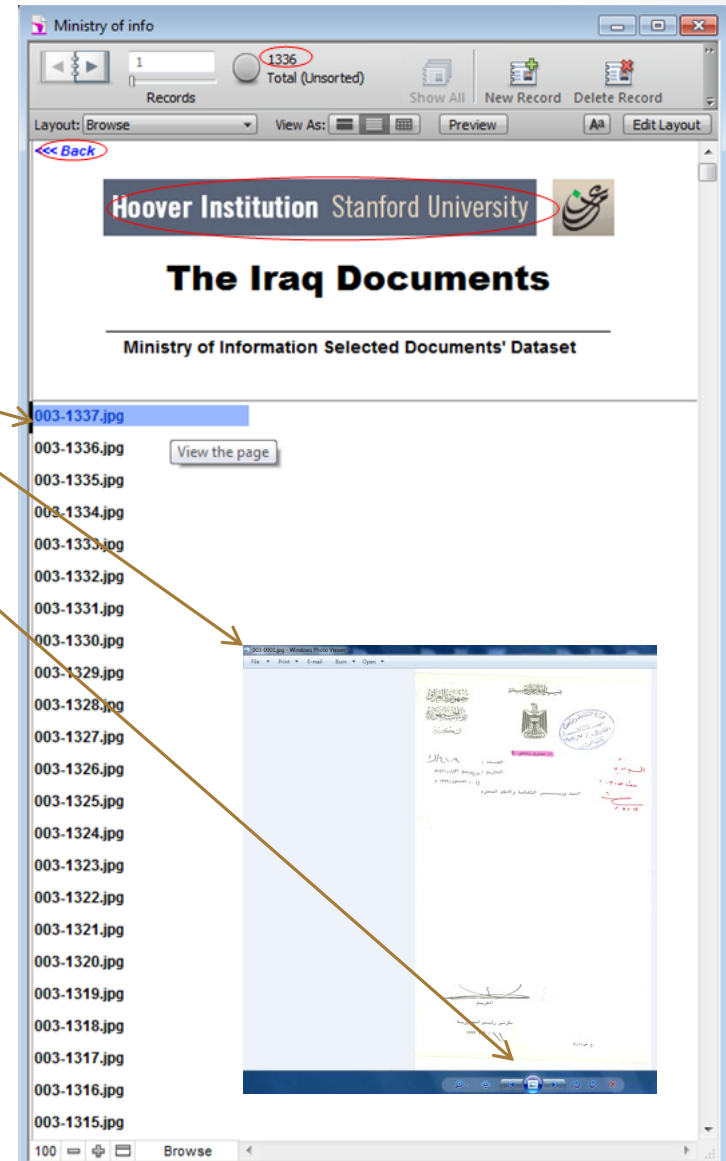
- Click on BROWSE INDIVIDUAL COLLECTION to see a list of the collections.
- Click on one of the collections listed to go through a series of screens that ultimately lead to the documents.
- The next set of screenshots show the screens for each collection and how they work.
- To return to the introductory screen, click on "Hoover Institution" title bar **or on the back button (in the upper left of the screen).**



Ministry of Information Dataset

Browse Individual Collection - Ministry of Information Selected Documents Dataset

- There are 1,336 pages of documents in this dataset. Click on a file name to view the document.
- Please note that the only unique number within the 2005 Secondary Collection is the "Page Number".
- Page through the records by clicking on the < and > arrows in the notebook icon.
- To return to the introductory screen, click on the "Hoover Institution" title bar or on the back button (in the upper left of the screen).



Jewish Presence in Iraq Dataset



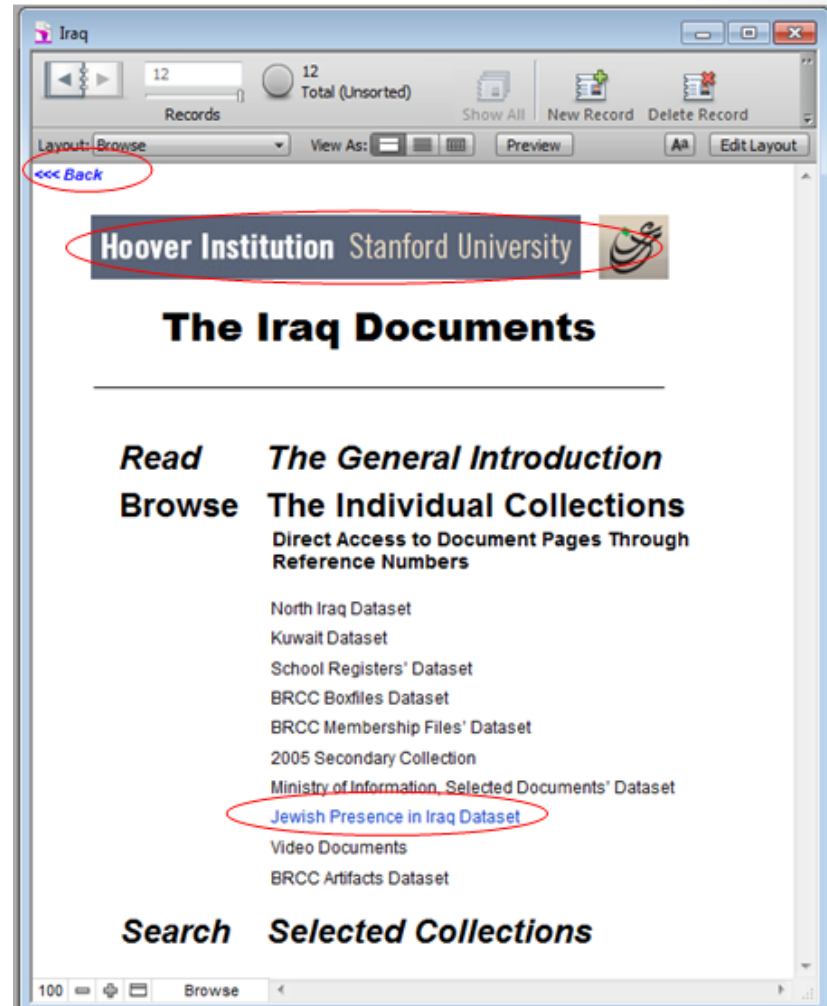
USER GUIDE

Jewish Presence in Iraq Dataset

Option 2

Browse Individual Collection

- Click on BROWSE INDIVIDUAL COLLECTION to see a list of the collections.
- Click on one of the collections listed to go through a series of screens that ultimately lead to the documents.
- The next set of screenshots show the screens for each collection and how they work.
- To return to the introductory screen, click on "Hoover Institution" title bar **or on the back button (in the upper left of the screen).**



Jewish Presence in Iraq Dataset

Browse Individual Collection - Jewish Presence in Iraq Dataset

- There are 283 pages of documents in this dataset. Click on a file name to view the document.
- Please note that the only unique number within the 2005 Secondary Collection is the "Page Number".
- Page through the records by clicking on the < and > arrows in the notebook icon.
- To return to the introductory screen, click on the "Hoover Institution" title bar or on the back button (in the upper left of the screen).

The screenshot displays the 'Jewish Family' database interface. At the top, it shows '283 Total (Unsorted)' records. The interface includes navigation controls like '<<< Back' and '>>> Forward', and options for 'Show All', 'New Record', and 'Delete Record'. A red oval highlights the 'Hoover Institution Stanford University' logo and the title 'The Iraq Documents'. Below this, the text 'Jewish Presence in Iraq Dataset' is visible. A list of document files is shown, with file names ranging from '001-0192.jpg' to '001-0169.jpg'. A red oval highlights the '001-0192.jpg' file name. A blue arrow points from this file name to a preview window showing a document with Arabic text and a globe. Another blue arrow points from the 'Hoover Institution' title bar to the same preview window. The bottom of the interface shows a 'Browse' button and a page number '100'.

Video Documents



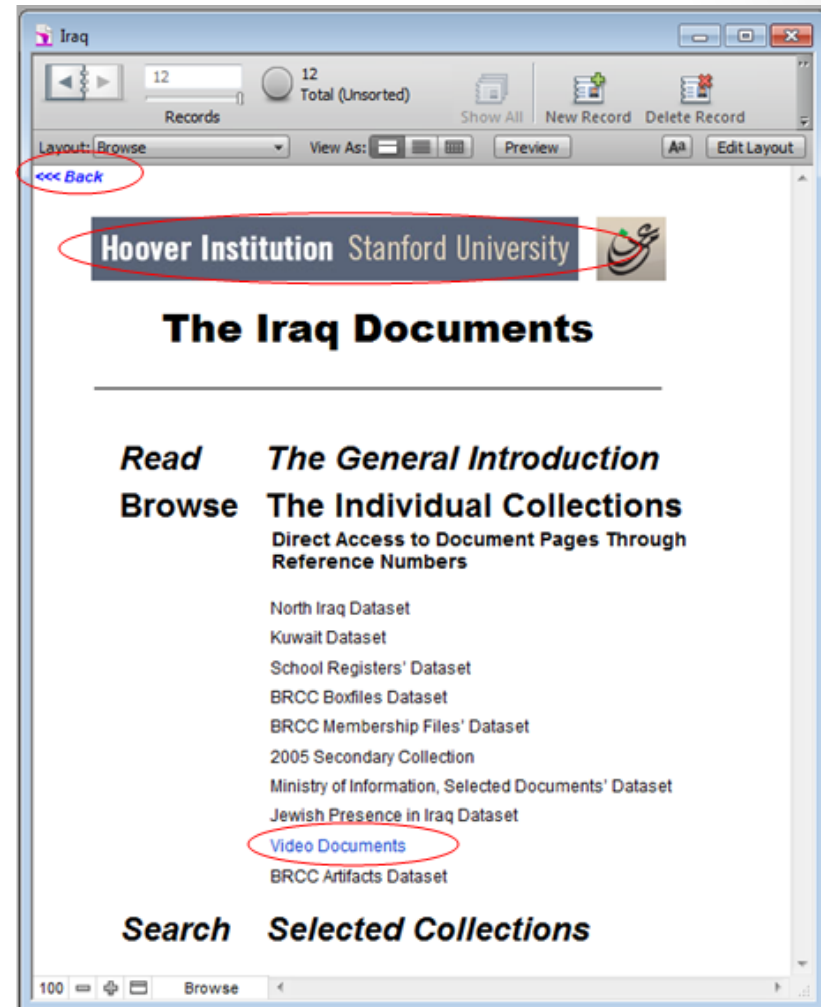
USER GUIDE

Video Documents

Option 2

Browse Individual Collection

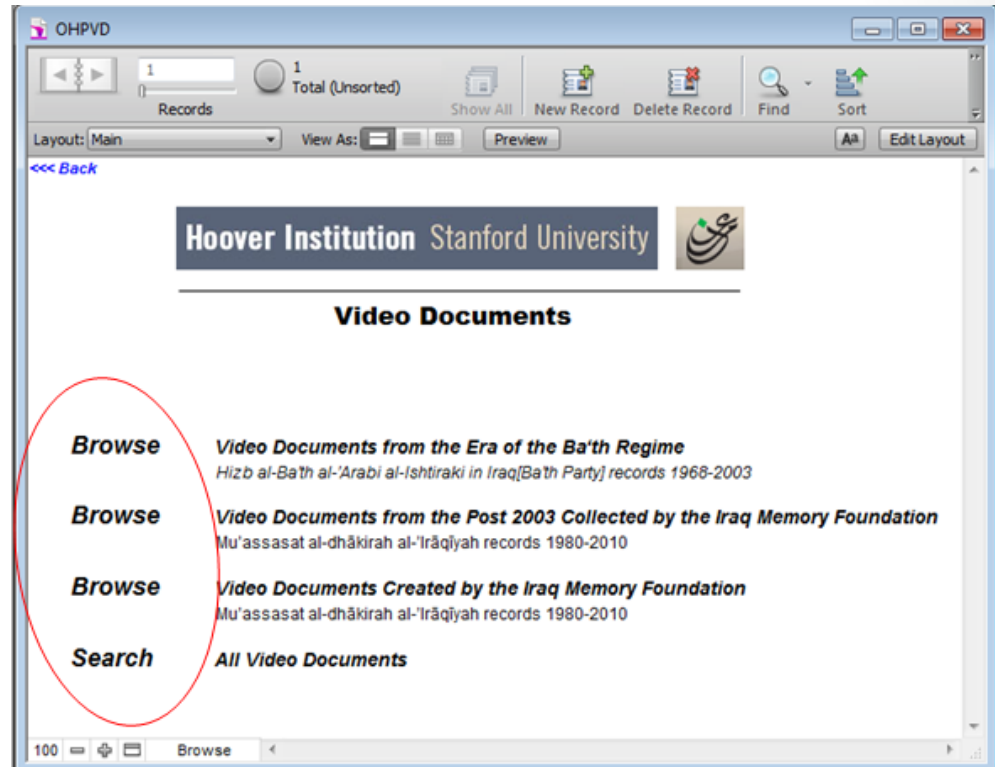
- Click on BROWSE INDIVIDUAL COLLECTION to see a list of the collections.
- Click on one of the collections listed to go through a series of screens that ultimately lead to the documents.
- The next set of screenshots show the screens for each collection and how they work.
- To return to the introductory screen, click on "Hoover Institution" title bar **or on the back button (in the upper left of the screen).**



Video Documents

Browse Individual Collection – Video Documents

- You have 4 options to choose:
- Browse video documents from the Era of Ba'th Regime-107 videos
- Browse Post 2003 Videos-243 videos
- Browse video documents created by the Iraq Memory Foundation-1274 videos
- Search all video documents
- **BROWSE** and **SEARCH** provide access to documents in the collections.
- To select an option, mouse over it and click.
- To return to the introductory screen, click on the "Hoover Institution" title bar or on the back button (in the upper left of the screen).



Video Documents

Browse Video Documents - Video Documents from the Era of Ba'th Regime- 107 videos

- When you click on Browse **Video Documents from the Era of Ba'th Regime** you get this screen. It offers four browse options. Select one by clicking on it.
- To return to the introductory screen, click "Hoover Institution" title bar or on the back button (in the upper left of the screen).

The screenshot displays the OHPVD (Open History Project Video Documents) web application. The interface includes a top navigation bar with a search field, a record count of 1, and buttons for 'Show All', 'New Record', 'Delete Record', 'Find', and 'Sort'. Below the navigation bar, there is a 'Layout: MainBath' dropdown menu and a 'View As:' button. A red circle highlights a '<<< Back' link in the upper left corner. The main content area features the 'Hoover Institution Stanford University' logo and the title 'Video Documents'. Underneath, there are four browse options, each with a red circle around its title: 'Browse Video Documents from the Era of the Ba'th Regime' (with a sub-description: 'Hizb al-Ba'th al-'Arabi al-Ishliraki in Iraq[Ba'th Party] records 1968-2003'), 'Browse Video Documents from the Post 2003 Collected by the Iraq Memory Foundation' (with a sub-description: 'Mu'assasat al-dhākirah al-'Irāqiyah records 1980-2010'), 'Browse Video Documents Created by the Iraq Memory Foundation' (with a sub-description: 'Mu'assasat al-dhākirah al-'Irāqiyah records 1980-2010'), and 'Search All Video Documents'. The bottom of the screen shows a status bar with the number 100 and the word 'Browse'.

Video Documents

Browse Video Documents - Video Documents from the Era of Ba'th Regime-Browse by serial number

- If you click on BROWSE BY SERIAL NUMBER you get this screen. This is record 1 of 107 records, each representing one video.
- The Serial Number that should be logged if you would like to search the page in the future.
- When toggling through the different viewable pages, please use the arrows located on the top left corner of the screen or you can navigate using mouse scroll.
- Click on VIEW to see the video.
- To return to the introductory screen, click on "Hoover Institution" title bar or on the back button (in the upper left of the screen).

The screenshot displays the OHPVD web application interface. At the top, the title bar reads "OHPVD". Below it, a navigation bar includes a left arrow, a right arrow, a search bar containing "107 / 1624 Found (Sorted)", and buttons for "Show All", "New Record", and "Delete Record". A "Records" section shows "1" record. The main content area features the "Hoover Institution Stanford University" logo and the title "Video Documents". Below this, it specifies "Video Documents from the Era of the Ba'th Regime" and "Serial Number". The details for Serial Number 0001 are listed: Duration 2:08:49, Language Arabic, Subtitles -, and Date of Production. A video player area shows the title "لقاء عدي صدام حسين مع اتحاد الكرة العراقي" and a description in Arabic. At the bottom right, there is a ">>> View" button. A blue "<<< Back" button is visible in the top left corner of the content area. The browser's address bar at the bottom shows "Browse".

Video Documents

Browse Video Documents - Video Documents from the Era of Ba'th Regime - Browse by NonBroadcast Element from the Era of the Ba'th Regime.

- If you click on BROWSE BY NonBroadcast Element from the Era of the Ba'th Regime you get this screen. This is record 1 of 28 records, each representing one video.
- The Serial Number that should be logged if you would like to search the page in the future.
- When toggling through the different viewable pages, please use the arrows located on the top left corner of the screen or you can navigate using mouse scroll.
- Click on VIEW to see the video.
- To return to the introductory screen, click on "Hoover Institution" title bar or on the back button (in the upper left of the screen).

The screenshot displays the OHPVD (Open History Project Video Database) interface. At the top, the window title is "OHPVD". The main header area shows "28 / 1624 Found (Unsorted)" records. Below this, there are navigation controls including a "Records" section with a "1" indicator, a "Layout: Film View" dropdown, and a "View As:" menu. A "Preview" button and an "Edit Layout" button are also visible. A "Back" button (represented by two left-pointing arrows) is circled in red. The main content area features the "Hoover Institution Stanford University" logo and the title "Video Documents Nonbroadcast Elements from the Era of the Ba'th Regime". Below the title, the following details are listed: "Serial Number 0366", "Duration 1:08:13", "Language Arabic", "Subtitles -", and "Date of Production". A large grey box contains the video title in Arabic: "الندوة القومية حول فكر ميشيل عفلق". Below this, a paragraph of Arabic text provides context: "الندوة القومية حول فكر ميشيل عفلق 23-26 حزيران/يونيو 1990 (الافتتاح) الرئيس الفلسطيني ياسر عرفات وعمّال عن صدام حسين (معه ياسين رمضان) واطباء مجلس قيادة الثورة وقيادة قطر العراق وبعض الحزبيين العرب وبعض العراقيين بالإضافة الى عائلة ميشيل عفلق". At the bottom right, a "View" button (represented by two right-pointing arrows) is circled in red. The bottom status bar shows "100" and "Browse".

Video Documents

Browse Video Documents - Video Documents from the Era of Ba'th Regime - Browse by Broadcast Element from the Era of the Ba'th Regime.

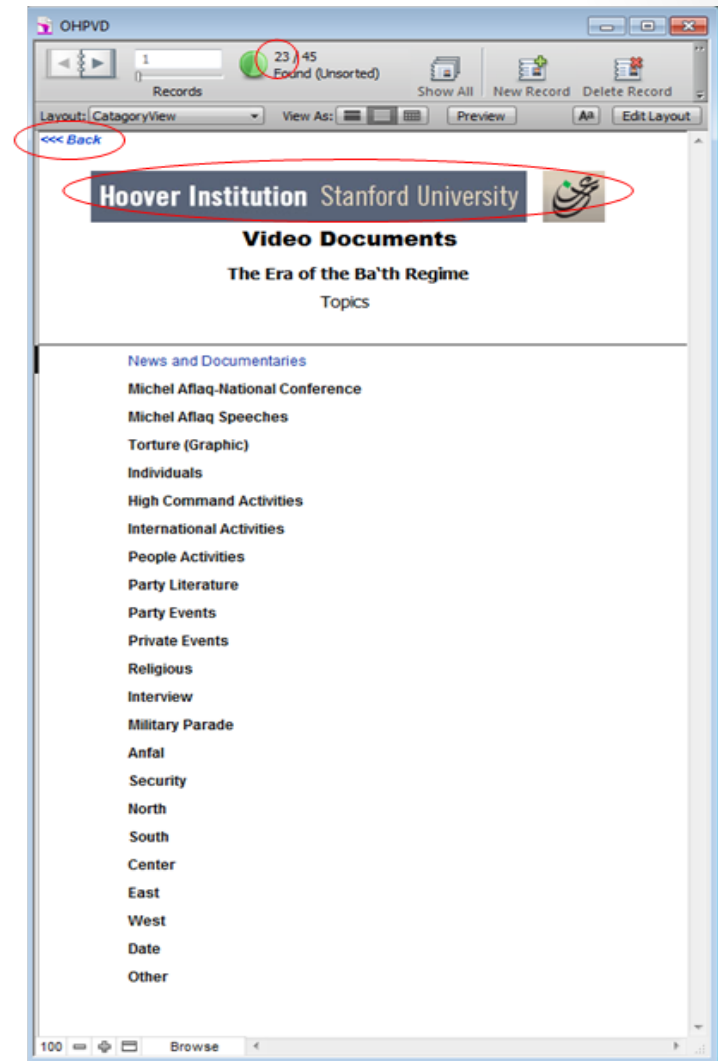
- If you click on BROWSE BY Broadcast Element from the Era of the Ba'th Regime you get this screen. This is record 1 of 79 records, each representing one video that contains several subjects.
- The Serial Number that should be logged if you would like to search the page in the future.
- **When toggling through the different viewable pages, please use the arrows located on the top left corner of the screen or you can navigate using mouse scroll.**
- Click on VIEW to see the video.
- To return to the introductory screen, click on "Hoover Institution" title bar or on the back button (in the upper left of the screen).

The screenshot displays the OHPVD web application interface. At the top, the title bar reads "OHPVD". Below it, a navigation bar includes a "Records" section showing "1" of "79 / 1624 Found (Unsorted)". To the right are buttons for "Show All", "New Record", and "Delete Record". Below the navigation bar, there are options for "Layout: Film View" and "View As:" with a "Preview" button and an "Edit Layout" button. A blue "Back" button is visible in the upper left corner. The main content area features the "Hoover Institution Stanford University" logo and the title "Video Documents Broadcast Elements from the Era of the Ba'th Regime". Below this, the following details are listed: "Serial Number 0223", "Duration 0:13:50", "Language Arabic", "Subtitles -", and "Date of Production". A large grey rectangular area contains Arabic text: "لقاء هدى صدام حسين مع محمد عبد المطلب الهوني مبعوث عن سيف الاسلام معمر القذافي في 27/5 /2001 تشاطات هدى صدام حسين مع رئيس الموسى بالانضمام الى افراد عائلة الموسى في 4 تموز 2001 في 4 تموز 2001 هدى محافظ بغداد صابر عبد العزيز الدوري واستقبل ايضاً امام جامع جعفر و امام براتا و امام جامع قطايع 42 وممثلين عن الحوزة العفرية في الجف الاثرف وايضاً يقوم احد رجال الدين بالباس هدى عباةته". At the bottom right of the main content area, there is a "View" button. The footer of the application shows "100" and "Browse".

Video Documents

Browse Video Documents - Video Documents from the Era of Ba'th Regime-Browse by Topics

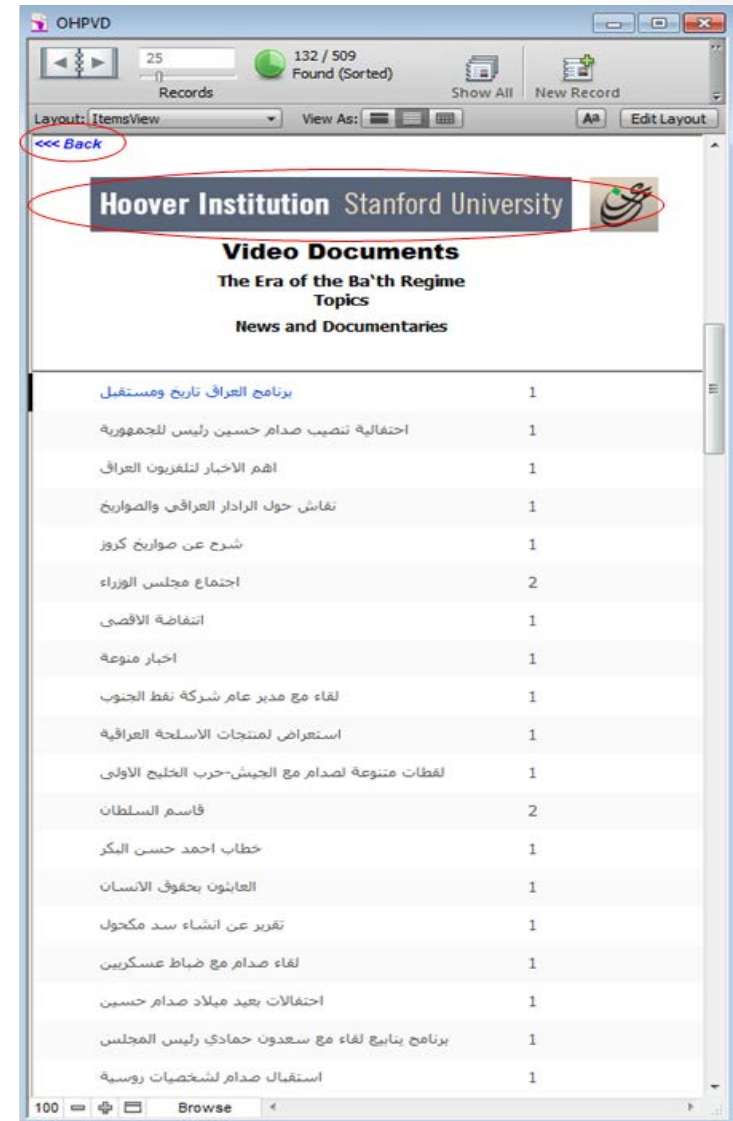
- BROWSE BY TOPICS opens a list of 23 broad topics with the number of detailed entries within it. For example, there are 132 entries in "News and Documentaries."
- To select a topic, click on it.
- To return to the previous screen, click on "Hoover Institution" title bar or on the back button (in the upper left of the screen).



Video Documents

Browse Video Documents - Video Documents from the Era of Ba'th Regime-Browse by Topics

- The more detailed entries, and the quantity of Videos associated with each, are listed here. For example, there is 1 entry for "برنامج العراق تاريخ ومستقبل"
- To continue to the Video, click on an entry.
- To return to the previous screen, click on "Hoover Institution" title bar or on the back button (in the upper left of the screen).



The screenshot shows the OHPVD (Open History Project Video Documents) web application. The interface includes a navigation bar with a search bar, a record count (132 / 509 Found (Sorted)), and a back button. The main content area displays the Hoover Institution Stanford University logo and the title "Video Documents: The Era of the Ba'th Regime Topics News and Documentaries". Below this, a list of video documents is shown, each with a title in Arabic and a corresponding number of entries.

Topic	Count
برنامج العراق تاريخ ومستقبل	1
احتفالية تنصيب صدام حسين رئيس للجمهورية	1
اهم الاخبار لتلفزيون العراق	1
نقاش حول الرادار العراقي والصواريخ	1
شرح عن صواريخ كروز	1
اجتماع مجلس الوزراء	2
انتفاضة الاقصى	1
اخبار متنوعة	1
لقاء مع مدير عام شركة نطق الجنوب	1
استعراض لمنتجات الاسلحة العراقية	1
لقطات متنوعة لصدام مع الجيش-حرب الخليج الاولى	1
قاسم السلطان	2
خطاب احمد حسن البكر	1
العابون بحقوق الانسان	1
تقرير عن انشاء سد مكحول	1
لقاء صدام مع ضباط عسكريين	1
احتفالات بعيد ميلاد صدام حسين	1
برنامج يناير لقاء مع سعدون حمادي رئيس المجلس	1
استقبال صدام لشخصيات روسية	1

Video Documents

Browse Video Documents - Video Documents from the Era of Ba'th Regime-Browse by Topics

- This screen shows all of the terms used to describe this video.
- Click on VIEW to see the video.
- To return to the previous screen, click on "Hoover Institution" title bar or on the back button (in the upper left of the screen).

The screenshot displays the OHPVD (Open History Project Video Database) interface. At the top, the title bar reads "OHPVD". Below it, a navigation bar includes a search field with "1" and "1 / 885 Found (Unsorted)", along with buttons for "Show All", "New Record", and "Delete Record". The layout is set to "FilmViewItems" and the view is "As: [grid icon]". A "Preview" button and an "Edit Layout" button are also visible. A blue "Back" button is circled in the upper left. The main content area features the "Hoover Institution Stanford University" logo, which is circled in red. Below the logo, the text reads "Video Documents", "The Era of the Ba'th Regime", "Topics", and "News and Documentaries". A red oval highlights the "Serial Number 0302" field. Other fields include "Duration 0:34:49", "Language Arabic", "Subtitles _", and "Date of Production". Below these fields, the text "Tape 49 Part 47" is displayed. A large grey box contains the Arabic text: "برنامج العراق تاريخ ومستقبل التلفزيون العراق - جلسة لصالام مع مجموعة ممثلين عراقيين". At the bottom right of this box, a red oval highlights the "View" button. The bottom status bar shows "100" and "Browse".

Video Documents

Browse Video Documents –Video Documents from Post 2003 - 243 videos

- When you click on **Video Documents Post 2003 Videos** you get this screen. It offers two browse options. Select one by clicking on it.
- To return to the introductory screen, click "Hoover Institution" title bar or on the back button (in the upper left of the screen).

The screenshot displays the OHPVD (Open History Project Video Documents) web application. The interface includes a navigation bar at the top with a "Records" section showing "1 Total (Unsorted)" and buttons for "Show All", "New Record", "Delete Record", "Find", and "Sort". Below this is a "Layout: MainPost" dropdown and a "View As:" section with a "Preview" button. A red circle highlights a "<<< Back" link in the upper left corner. The main content area features a header for "Hoover Institution Stanford University" with a logo, also circled in red. Below the header is the title "Video Documents". The main content is organized into sections:

- Browse** *Video Documents from the Era of the Ba'th Regime*
Hizb al-Ba'th al-'Arabi al-Ishiraki in Iraq[Ba'th Party] records 1968-2003
- Browse** *Video Documents from Post 2003 Collected by the Iraq Memory Foundation*
Mu'assasat al-dhâkirah al-'Irâqîyah records 1980-2010
Browse by Serial Number
Browse by Topics
- Browse** *Video Documents Created by the Iraq Memory Foundation*
Mu'assasat al-dhâkirah al-'Irâqîyah records 1980-2010
- Search** *All Video Documents*

The bottom of the screen shows a status bar with "100" and "Browse" options.

Video Documents

Browse Video Documents - Video from the Post 2003- Browse by Serial Number

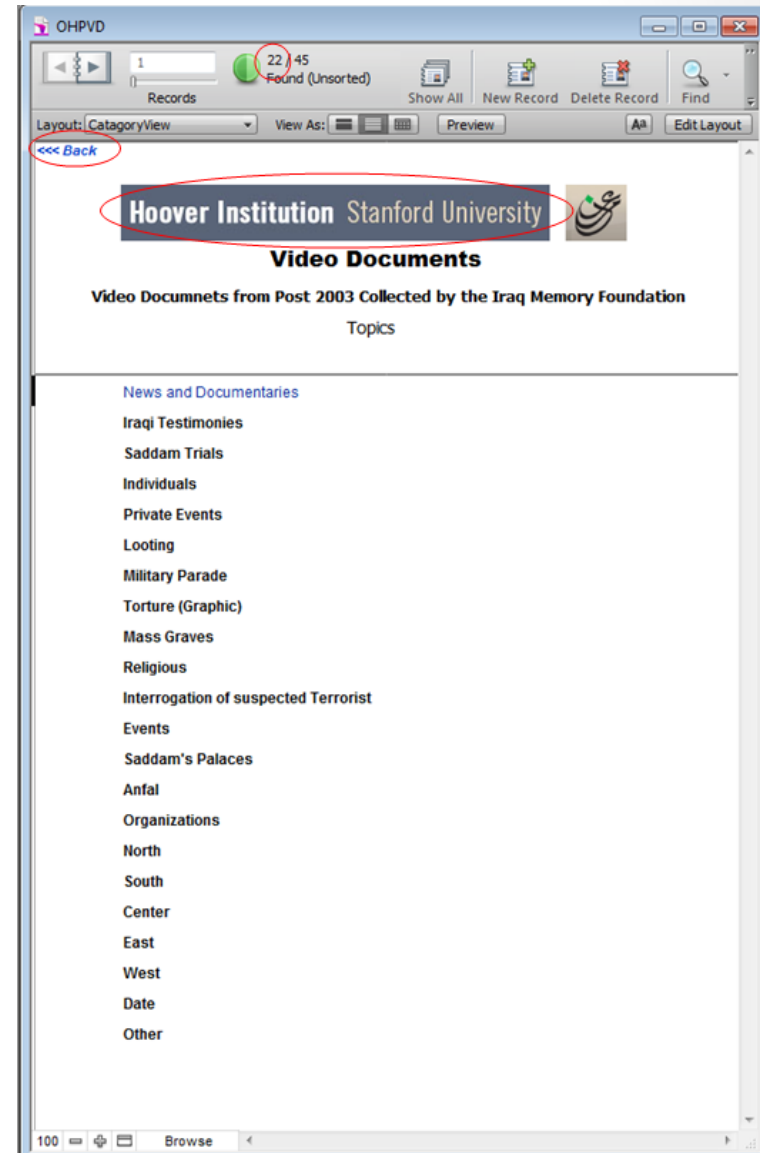
- If you click on BROWSE BY SERIAL NUMBER you get this screen. This is record 1 of 243 records, each representing one video.
- The Serial Number that should be logged if you would like to search this page in the future.
- When toggling through the different viewable pages, please use the arrows located on the top left corner of the screen or you can navigate using mouse scroll.
- Click on VIEW to see the video.
- To return to the introductory screen, click on "Hoover Institution" title bar or on the back button (in the upper left of the screen).

The screenshot displays the OHPVD web application interface. At the top, the title bar reads "OHPVD". Below it, a navigation bar includes a "Records" section with a search bar containing "1", a green status indicator, and the text "243 1624 Found (Sorted)". To the right are buttons for "Show All", "New Record", and "Delete Record". Below the navigation bar, there is a "Layout: Film View" dropdown, a "View As:" section with icons, and buttons for "Preview" and "Edit Layout". A blue link labeled "<<< Back" is located in the upper left corner. The main content area features a dark blue header with the "Hoover Institution Stanford University" logo. Below this, the text "Video Documents" is displayed, followed by "Video Documents from Post 2003 Collected by the Iraq Memory Foundation" and "Serial Number". The details for "Serial Number 0002" are listed: "Duration 0:40:40", "Language Arabic", "Subtitles -", and "Date of Production". Below the text are two video player thumbnails, each with the title "بيان مسؤول منفي - استجواب اراهيبين". At the bottom right of the main content area, a red button labeled ">>> View" is visible. The bottom of the browser window shows a "Browse" button and a page number "100".

Video Documents

Browse Video Documents - Video from the Post 2003- Browse by Topics

- BROWSE BY TOPICS opens a list of 22 broad topics with the number of detailed entries within it. For example, there are 111 entries in "News and Documentaries."
- To select a topic, click on it.
- To return to the previous screen, click on "Hoover Institution" title bar or on the back button (in the upper left of the screen).



Video Documents

Browse Video Documents - Video from the Post 2003- Browse by Topics

- BROWSE BY TOPICS opens a list of 22 broad topics with the number of detailed entries within it. For example, there are 111 entries in "News and Documentaries."
- To select a topic, click on it.
- To return to the previous screen, click on "Hoover Institution" title bar or on the back button (in the upper left of the screen).

The screenshot shows the OHPVD (Open History Project Video Documents) web application. The interface includes a navigation bar with a search box containing '111 509 Found (Sorted)', buttons for 'Show All', 'New Record', 'Delete Record', and 'Find'. Below the navigation bar, there are options for 'Layout: ItemsView' and 'View As:'. A red circle highlights a '<<< Back' button in the upper left corner. The main content area features a header for 'Hoover Institution Stanford University' and 'Video Documents' from the 'Iraq Memory Foundation'. Below this, a list of 22 topics is displayed, each with a corresponding number of entries. The topics are listed in Arabic and English, with the first topic, 'News and Documentaries', having 111 entries.

Topic	Number of Entries
فلم وثائقي عن عدي صدام حسين	1
لقاء مع ضباط جيش ايرانيين	1
تقرير عن مدينة كربلاء	1
العراق موطني	1
تقرير عن عدي بعد اصابه	1
انتفاضة اذار	1
Person of interest	1
Iran under cover	1
جمعية السجناء الاحرار	2
صور بغداد الجزء الاول	1
صور بغداد الجزء الثاني	1
مقاطع عن آبار و مصافي نفط العراق	1
سقوط شمال صدام في ساحة التحرير	1
حياة السيد محمد باقر الصدر	1
Remembering Saddam	1
تقرير عن الاقليات الدينية	1
تحقيق حول الكهرياء و وضعها في العراق	1
مقاطع عن الحرب العراقية الايرانية	1
تقرير عن صدام حسين	1

Video Documents

Browse Video Documents – Video Documents from the Post 2003-Browse by Topics

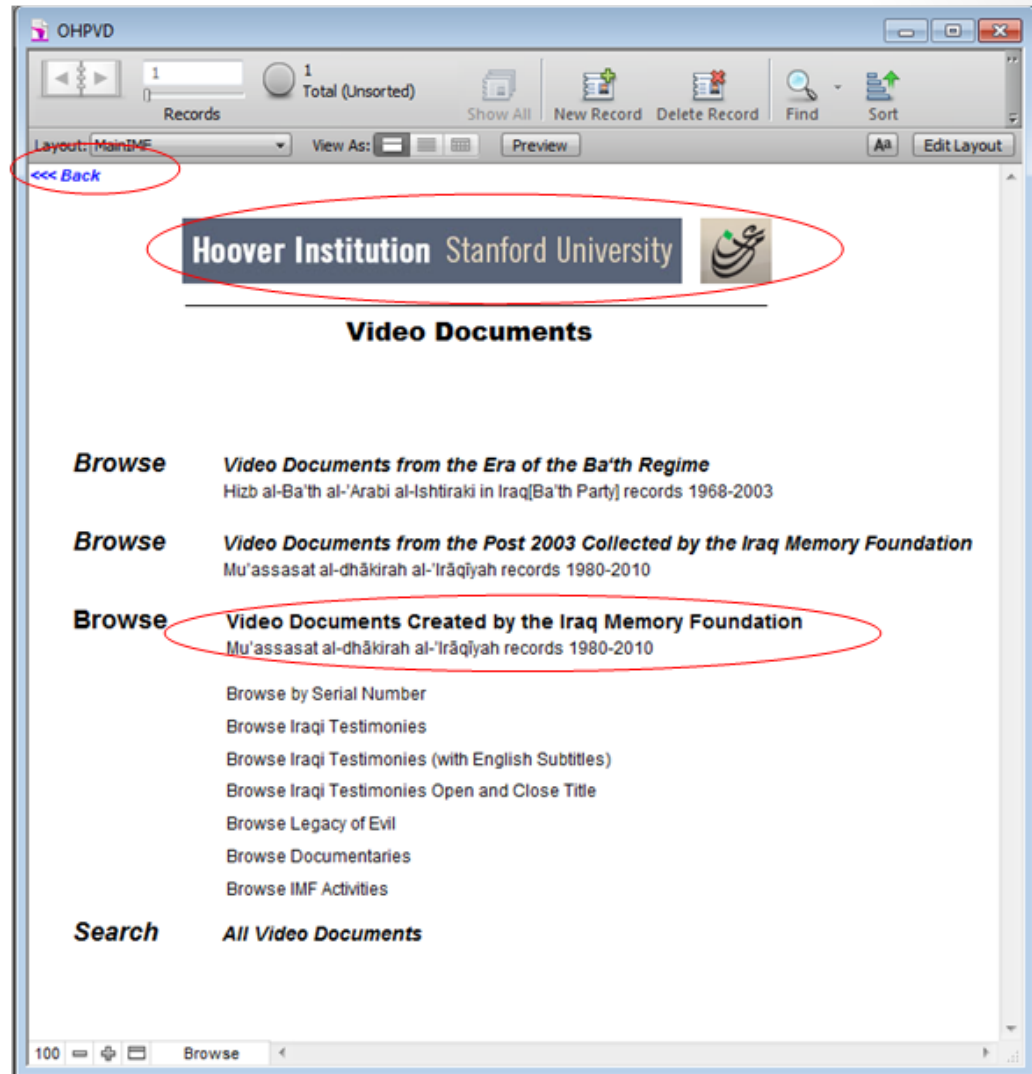
- This screen shows all of the terms used to describe this video.
- Click on VIEW to see the video.
- To return to the previous screen, click on "Hoover Institution" title bar or on the back button (in the upper left of the screen).

The screenshot displays the OHPVD (Open History Project Video Document) interface. At the top, the window title is "OHPVD". The main content area shows a search result for "1 / 885 Found (Unsorted)". Below this, there are navigation controls including "Records", "Show All", "New Record", and "Delete Record". A "Layout" dropdown menu is set to "FilmViewItems", and a "View As:" dropdown is set to "Preview". A "Preview" button is visible. A red circle highlights a "<<< Back" button in the upper left corner. The main content area features a dark blue header with the text "Hoover Institution Stanford University" and a logo. Below this, the title "Video Documents" is displayed, followed by the subtitle "Video Documents from Post 2003 Collected by the Iraq Memory Foundation Topics News and Documentaries". The details section includes: "Serial Number 0323", "Duration 1:02:32", "Language Arabic", "Subtitles _", and "Date of Production". Below the details, there are two large grey rectangular areas, each containing the text "العراق موطنى" (Iraq is my home). At the bottom right, there is a ">>> View" button. The bottom status bar shows "100" and "Browse".

Video Documents

Browse Video Documents – Video Documents Created by the Iraq Memory Foundation Videos-1274 videos

- When you click on **Video Documents Created by the Iraq Memory Foundation Videos** you get this screen. It offers several browse options. Select one by clicking on it.
- To return to the introductory screen, click "Hoover Institution" title bar or on the back button (in the upper left of the screen).



Video Documents

Browse Video Documents– Video Documents Created by the Iraq Memory Foundation Videos-Browse by Serial Number

- If you click on BROWSE BY SERIAL NUMBER you get this screen. This is record 1 of 1274 records, each representing one video.
- The Serial Number that should be logged if you would like to search this page in the future.
- When toggling through the different viewable pages, please use the arrows located on the top left corner of the screen or you can navigate using mouse scroll.
- Click on VIEW to see the video.
- To return to the introductory screen, click on "Hoover Institution" title bar or on the back button (in the upper left of the screen).

The screenshot displays the OHPVD (Iraq Memory Foundation Videos) web application. The interface includes a navigation bar at the top with a play button, a record counter showing '1' of '1274 / 1624 Found (Sorted)', and buttons for 'Show All', 'New Record', and 'Delete Record'. Below the navigation bar, there are options for 'Layout: Film View' and 'View As: [icon]'. A '<<< Back' button is visible in the upper left. The main content area features the 'Hoover Institution Stanford University' logo and the title 'Video Documents Iraq Memory Foundation Videos Serial Number'. The details for 'Serial Number 0017' are listed, including 'Duration 0:33:09', 'Language Arabic', 'Subtitles -', and 'Date of Production 2004'. Below this, there is a section titled 'Documentation of IMF office 20-5-2004' with Arabic text: 'تصوير مبنى و بعض من وثائق مؤسسة الذاكرة العراقية'. At the bottom right, there is a '>>> View' button. The browser's address bar shows 'Browse'.

Video Documents

Browse Video Documents - Video Documents Created by the Iraq Memory Foundation Videos -Browse by Iraqi Testimonies

- BROWSE BY Iraqi Testimonies show this screen. This is record 1 of 190 records; each representing one Iraqi Testimonies has several videos.
- The Serial Number that should be logged if you would like to search the page in the future.
- When toggling through the different viewable pages, please use the arrows located on the top left corner of the screen or you can navigate using mouse scroll.
- Click on different tab to view more information
- Click on the Serial Number to view the video.
- When toggling through the videos, please use the arrows or you can navigate using mouse scroll.
- Click on (نص الشهادة ، البحث) fields will show a pdf files. File (نص الشهادة) is the script of the 10 minutes master, and the a research document (البحث) about the victim created by Iraq Memory Foundation before the interview was held.
- To return to the previous screen, click on "Hoover Institution" title bar or on the back button (in the upper left of the screen).

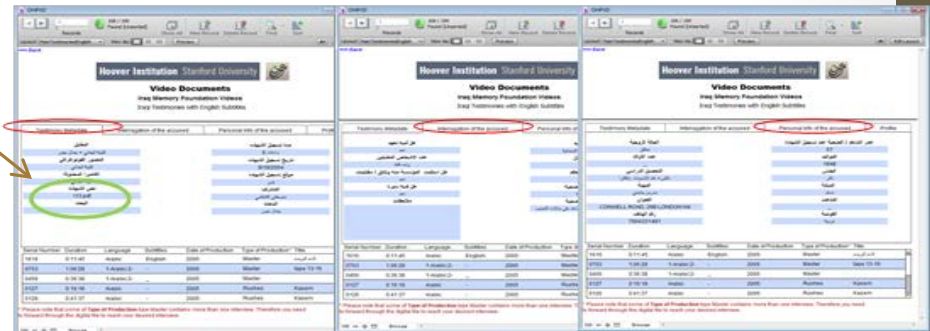
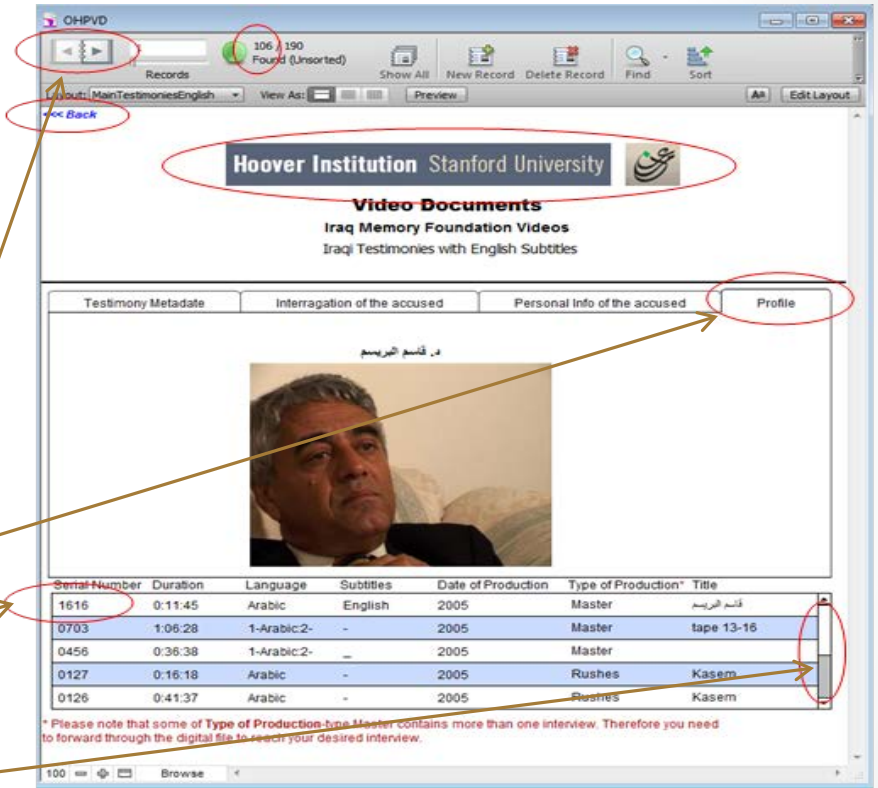
Serial Number	Duration	Language	Subtitles	Date of Production	Type of Production*	Title
0706	1:03:29	1-Arabic2-	-	2005	Master	tape 1-41-Husain
0455	0:41:35	1-Arabic2-	-	2005	Master	
0114	0:19:50	Arabic	-	2005	Rushes	Husain yousef
0113	0:39:44	Arabic	-	2005	Rushes	Husain yousef
0112	0:35:42	Arabic	-	2005	Rushes	Husain yousef

* Please note that some of Type of Production-type Master contains more than one interview. Therefore you need to forward through the digital file to reach your desired interview.

Video Documents

Browse Video Documents - Video Documents Created by the Iraq Memory Foundation Videos -Browse by Iraqi Testimonies (with English Subtitles)

- BROWSE BY Iraqi Testimonies (with English subtitles) show this screen. This is record 1 of 106 records; each representing one Iraqi Testimonies has several videos.
- The Serial Number that should be logged if you would like to search the page in the future.
- When toggling through the different viewable pages, please use the arrows located on the top left corner of the screen or you can navigate using mouse scroll.
- Click on different tap to view more information.
- Click on the Serial Number to view the video
- When toggling through the videos, please use the arrows or you can navigate using mouse scroll.
- Click on (نص الشهادة ، البحث) fields will show a pdf files. File (نص الشهادة) is the script of the 10 minutes master, and the a research document (البحث) about the victim created by Iraq Memory Foundation before the interview was held.
- To return to the previous screen, click on "Hoover Institution" title bar or on the back button (in the upper left of the screen).



Video Documents

Browse Video Documents - Video Documents Created by the Iraq Memory Foundation Videos -Browse by Legacy of Evil.

- If you click on BROWSE BY **Legacy of Evil** you get this screen. This is record 1 of 34 records; each representing one video file contains several episodes.
- The Serial Number that should be logged if you would like to search the page in the future.
- When toggling through the different viewable pages, please use the arrows located on the top left corner of the screen or you can navigate using mouse scroll.
- Click on VIEW to see the video.
- To return to the introductory screen, click on "Hoover Institution" title bar or on the back button (in the upper left of the screen).

The screenshot displays the OHPVD web application interface. At the top, the title bar reads "OHPVD". Below it, a navigation bar shows "1" in a box, a green circle with "34 / 1624 Found (Sorted)", and buttons for "Show All", "New Record", and "Delete Record". A "Records" label is also present. Below the navigation bar, there are options for "Layout: Film View" and "View As:" with icons for list, grid, and film views. A "Preview" button and an "AA" font size icon are also visible. A blue "Back" button with double arrows is located in the top left corner. The main content area features a dark blue header with "Hoover Institution Stanford University" and a logo. Below this, the text "Video Documents" and "Iraq Memory Foundation Videos Legacy of Evil" is displayed. A list of metadata is shown: "Serial Number 0691", "Duration 1:29:56", "Language Arabic", "Subtitles _", and "Date of Production 2006". Below the metadata, there is a large grey area with Arabic text: "ضوء الجزء الأول" and "حلقة الإنقاذ + حلقة الليل و الاستقلال". A "Title" box contains the same Arabic text. At the bottom right of the main content area, a red "View" button with double arrows is visible. The bottom of the screen shows a "Browse" button and a page number "100".

Video Documents

Browse Video Documents - Video Documents Created by the Iraq Memory Foundation Videos -Browse by Documentaries.

- If you click on BROWSE BY **Documentaries** you get this screen. This is record 1 of 5 records; each representing one video.
- The Serial Number that should be logged if you would like to search the page in the future.
- When toggling through the different viewable pages, please use the arrows located on the top left corner of the screen or you can navigate using mouse scroll.
- Click on VIEW to see the video.
- To return to the introductory screen, click on "Hoover Institution" title bar or on the back button (in the upper left of the screen).

The screenshot displays the OHPVD application window. The top toolbar includes navigation arrows (left and right), a record counter showing '1' of '5 / 1624' records, and buttons for 'Show All', 'New Record', and 'Delete Record'. Below the toolbar, there are options for 'Layout: Film View', 'View As', 'Preview', and 'Edit Layout'. A blue '<<< Back' button is located on the left side. The main content area features a header for 'Hoover Institution Stanford University' and the title 'Video Documents Iraq Memory Foundation Videos Documentaries'. Below this, a list of metadata is shown: 'Serial Number 1509', 'Duration 0:22:22', 'Language Arabic', 'Subtitles', and 'Date of Production 2009'. Two identical video thumbnails are displayed, each with the title 'الحرب كلغة الحوار' and the subtitle 'فلم وثائقي لم يتم عرضه من إنتاج مؤسسة الذاكرة العراقية'. At the bottom right, a '>>> View' button is visible. A red oval highlights the 'Serial Number 1509' field. A blue arrow points from the 'Serial Number' field to the 'Back' button in the toolbar. Another red oval highlights the 'View' button.

Video Documents

Browse Video Documents - Video Documents Created by the Iraq Memory Foundation Videos -Browse by IMF Activities.

- If you click on **BROWSE BY IMF Activities** you get this screen. This is record 1 of 14 records; each representing one video.
- The Serial Number that should be logged if you would like to search this page in the future.
- When toggling through the different viewable pages, please use the arrows located on the top left corner of the screen or you can navigate using mouse scroll.
- Click on **VIEW** to see the video.
- If view does not start a video, that video is closed, only the data about the video is open.
- To return to the introductory screen, click on "Hoover Institution" title bar or on the back button (in the upper left of the screen).

The screenshot displays the OHPVD web application interface. At the top, the title bar reads "OHPVD". Below it, a navigation bar includes a "Records" section with a "1" in a box and "14 / 1624 Found (Sorted)". To the right are buttons for "Show All", "New Record", and "Delete Record". Below this is a "Layout: Film View" dropdown, a "View As:" menu, and buttons for "Preview" and "Edit Layout". A blue "Back" button with three arrows is on the left. The main content area features a header for "Hoover Institution Stanford University" and "Video Documents Iraq Memory Foundation Videos Activities". Below this, the following details are listed: "Serial Number 0017", "Duration 0:33:09", "Language Arabic", "Subtitles -", and "Date of Production 2004". A large grey box contains the text "Documentation of IMF office 20-5-2004" and "تصوير مبنى و بعض من وثائق مؤسسة الذاكرة العراقية". At the bottom right, a "View" button with three arrows is visible. A status bar at the very bottom shows "100" and "Browse".

Video Documents

Browse Video Documents - Video Documents Created by the Iraq Memory Foundation Videos -Browse by Iraqi Testimonies Open and Close Title.

- If you click on **BROWSE BY Iraqi Testimonies Open and Close Title** you get this screen. This is record 1 of 2 records; each representing one video.
- The Serial Number that should be logged if you would like to search this page in the future.
- When toggling through the different viewable pages, please use the arrows located on the top left corner of the screen or you can navigate using mouse scroll.
- Click on **VIEW** to see the video.
- To return to the introductory screen, click on "Hoover Institution" title bar or on the back button (in the upper left of the screen).

The screenshot displays the OHPVD (Iraq Memory Foundation Videos) web application. The interface includes a navigation bar at the top with a back button (circled in red), a record counter (1 / 2 of 1624 Found (Sorted)), and buttons for 'Show All', 'New Record', and 'Delete Record'. Below the navigation bar, the layout is set to 'Film View' and the view is 'Preview'. The main content area features a header for 'Hoover Institution Stanford University' (circled in red) and the title 'Video Documents: Iraq Memory Foundation Videos - Iraqi Testimonies Open and Close Title'. The video details are listed as follows:

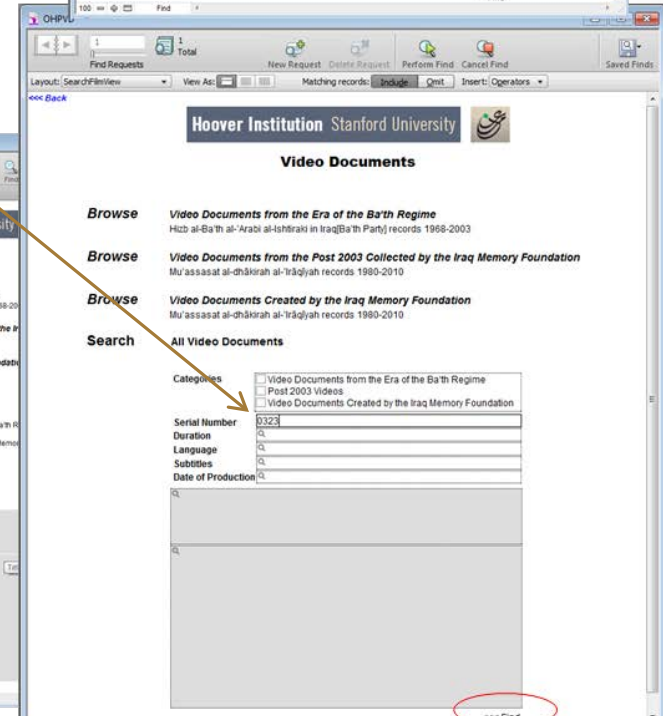
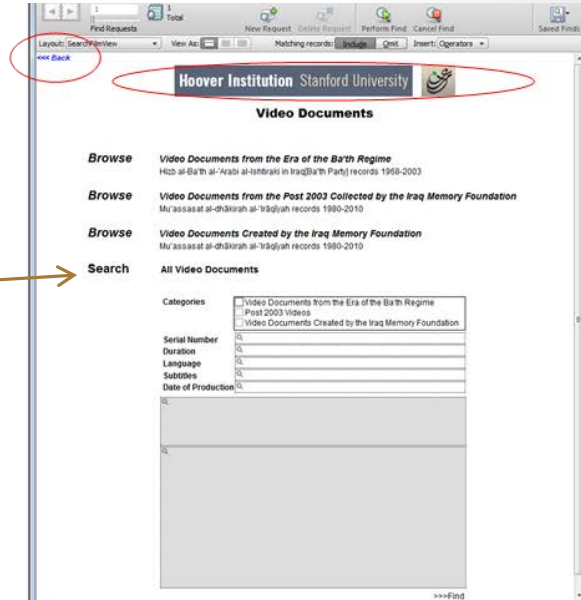
Serial Number	1620
Duration	0:00:59
Language	Arabic
Subtitles	English
Date of Production	2005

Below the details, there are two placeholder boxes for video thumbnails, each labeled 'كادر العمل 2005'. At the bottom right of the main content area, there is a 'View' button (circled in red). The browser's address bar shows the URL 'Browse'.

Video Documents

Browse Video Documents – Search All Video Documents

- If you click on **Search All Video Documents** you get this screen.
- Enter words (in Arabic or English) or Serial Numbers in the searchable fields, such as "0323" and then click on Find.
- When toggling through the find result, please use the arrows located on the top left corner of the screen or you can navigate using mouse scroll.
- Click on VIEW to see the video.
- To return to the introductory screen, click on "Hoover Institution" title bar or on the back button (in the upper left of the screen).



BRCC Artifacts Dataset



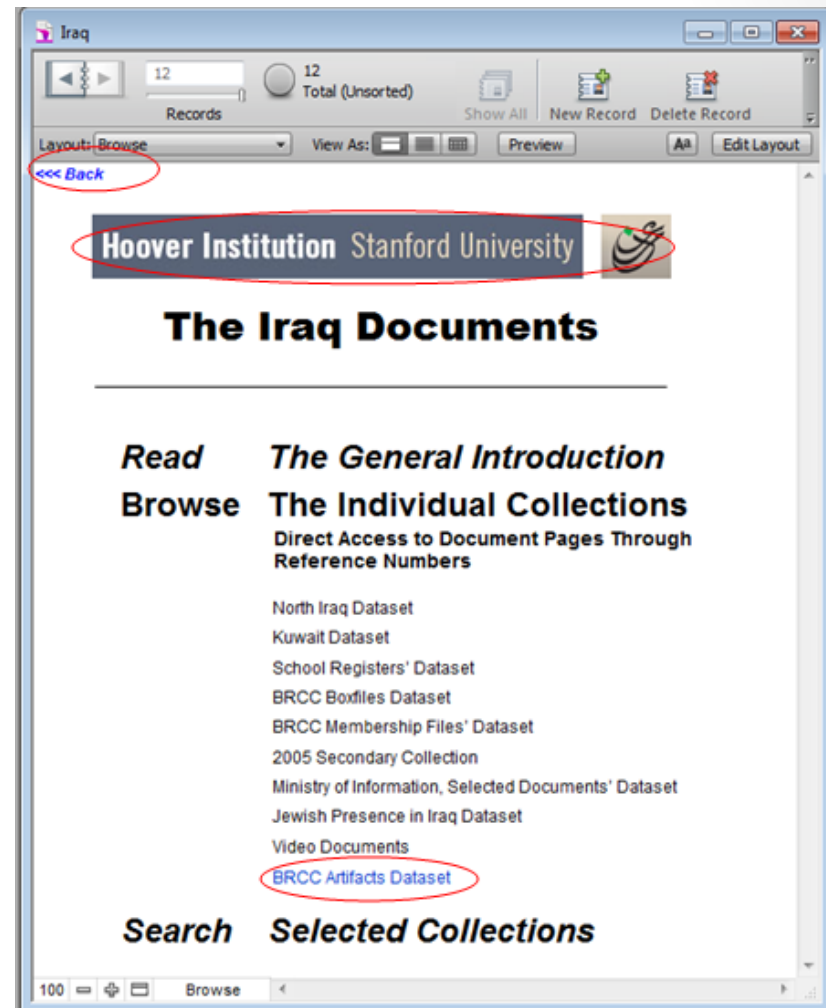
USER GUIDE

BRCC Artifacts Dataset

Option 2

Browse Individual Collection

- Click on BROWSE INDIVIDUAL COLLECTION to see a list of the collections.
- Click on one of the collections listed to go through a series of screens that ultimately lead to the documents.
- The next set of screenshots show the screens for each collection and how they work.
- To return to the introductory screen, click on "Hoover Institution" title bar **or on the back button (in the upper left of the screen).**



BRCC Artifacts Dataset

Browse Individual Collection – BRCC Artifacts Dataset

- When you click on Browse **BRCC Artifacts Dataset** you get this screen. It shows 73 items of artifacts.
- Page through the numbers by clicking on the < and > arrows in the notebook icon.
- Click on the Image to view a snapshot of the item.
- Click on the Box# to view the documents related to the Artifact, check the windows below.
- Click on the media/tape no. to play the audio/video files
- When toggling through the Media (Audio/Video), please use the arrows or you can navigate using mouse scroll.
- To return to the previous screen, click on "Hoover Institution" title bar or on the back button (in the upper left of the screen).

Artifacts from BRCC

Records: 73 Total (Unsorted)

Layout: Artifacts view View As: Preview Edit Layout

Hoover Institution Stanford University

The Iraq Documents

Artifacts

1968-2003

Source# Type Arabic Notes

Audio Tape

Description

Three micro cassette tapes found inside of a brown envelope which mentions the name [redacted]. The first cassette has a small piece of paper, written on is [redacted] speech, number 1." The second also mentions [redacted], dated 7/27/1968; the third has no container and no Arabic writing.

Box#	Batch#	Pages#	Comments
1086	1086_0034		

Tape no.	Side
1086-006-P01	A
1086-006-P02	B
1086-007-P01	A
1086-007-P02	B
1086-008-P01	A

WVO-Membership

112 / 3702723 Found (Sorted)

Layout: Membership pages Art... View As: Preview Edit Layout

Hoover Institution Stanford University

The Iraq Documents

Membership Files Dataset from the Ba'ath Regional Command Collection

Box#	Batch#	Page#
1086	1086_0034	01 1086_0034 0000.jpg

<<< View >>>

Search

Hoover Institution Stanford University



The Iraq Documents

USER GUIDE

Search

Option 3

Search Selected Collections

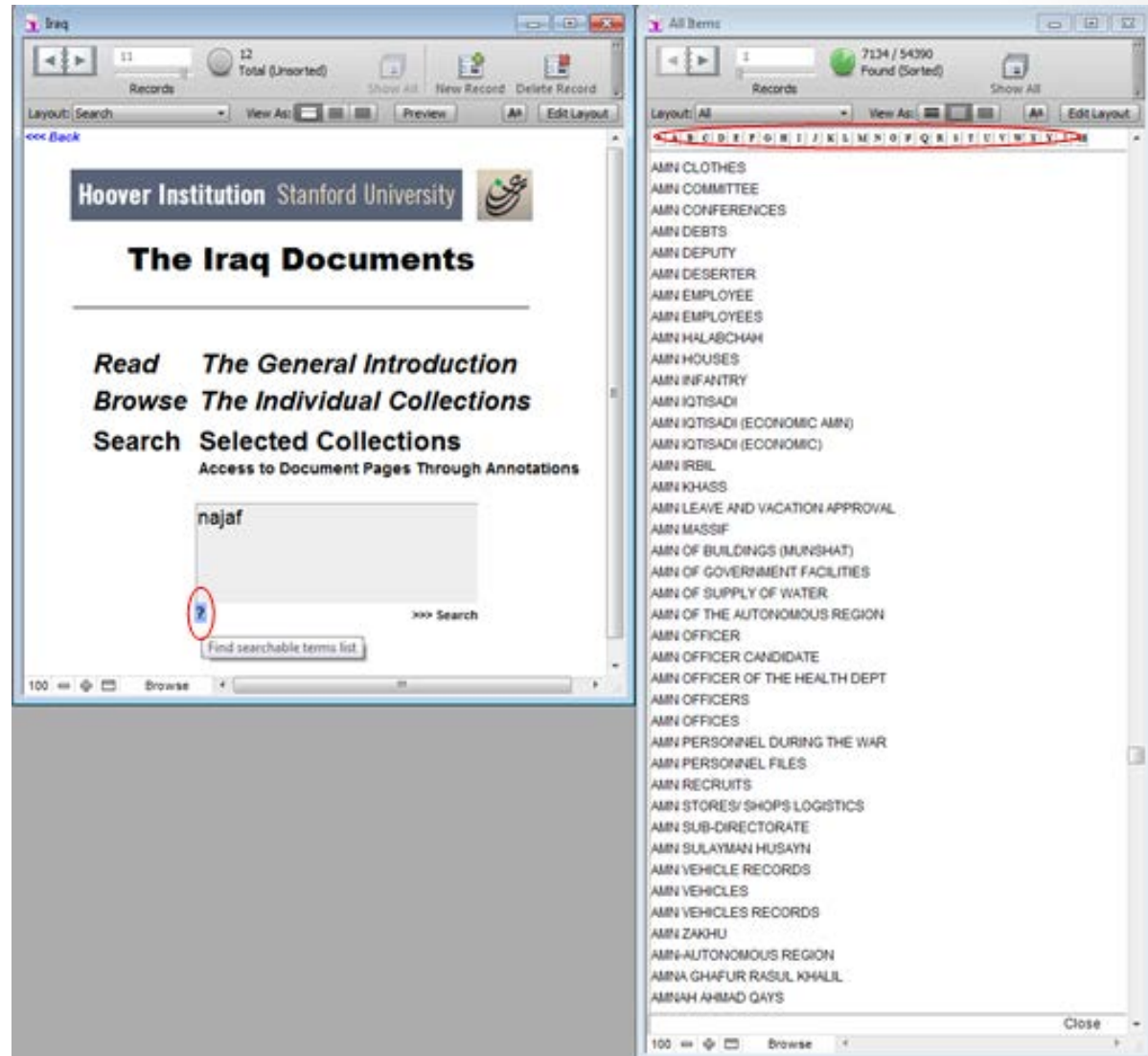
- Click on SEARCH SELECTED COLLECTIONS to open a search box.
- Enter words in the search box, such as "najaf" and then click on SEARCH.
- Please notice, there are an to search in English or Arabic
- To return to the introductory screen, click on the "Hoover Institution" title bar or on the back button (in the upper left of the screen).

The screenshot shows a web browser window titled "Iraq". The interface includes a navigation bar with "Records" (11) and "Total (Unsorted)" (12). Below the navigation bar, there are buttons for "Show All", "New Record", and "Delete Record". The main content area features a header with "Hoover Institution Stanford University" and a logo. The title "The Iraq Documents" is prominently displayed. Below the title, there are three main sections: "Read The General Introduction", "Browse The Individual Collections", and "Search Selected Collections". The "Search Selected Collections" section includes the text "Access to Document Pages Through Annotations" and instructions for searching in English and Arabic. A search box contains the text "Najaf" and a "Search" button is visible. A blue arrow points from the "Hoover Institution" title bar to the search box. A red circle highlights the "<<< Back" button in the upper left corner of the page.

Search

Search Selected Collections (cont.)

- If you want help with search terms, click on the "?" under the search box to get a list of all searchable items. There are 7134 terms beginning with "A" out of a total 54,390 terms. Click on a letter to see terms beginning with that letter.
- Click on a term on the list, and it will automatically be entered in the search box. Then click on SEARCH or press enter.
- To return to the introductory screen, click on the "Hoover Institution" title bar or on the back button (in the upper left of the screen).



Search

Search Selected Collections (cont.)

- Here are the search results for "najaf." It lists the number of hits in each searchable dataset.
- Click on the number of hits in each dataset to see detailed results.
- To see your previous searches, click on HISTORY.
- Using similar terms for example(tribe, clan) would enlarge the result to the search result.
- To return to the introductory screen, click on the "Hoover Institution" title bar or on the back button (in the upper left of the screen).

The screenshot shows a web browser window titled "Find". The search results for "najaf" are displayed in a table. The "North Iraq Dataset" is highlighted with a blue background. The "Hoover Institution Stanford University" logo is circled in red. The "History" button in the bottom right corner is also circled in red.

Find	najaf
North Iraq Dataset	2
Kuwait Dataset	2
School Registers' Dataset	28
Boxfiles Dataset	61
2005 Secondary Collection	0

Search

Search Selected Collections (cont.)

- In history, each search term used is listed with the number of hits from each dataset.
- Click on the number of hits in each dataset to see detailed results.
- To return to the initial search results screen, click on the "Hoover Institution" title bar or on the back button (in the upper left of the screen).

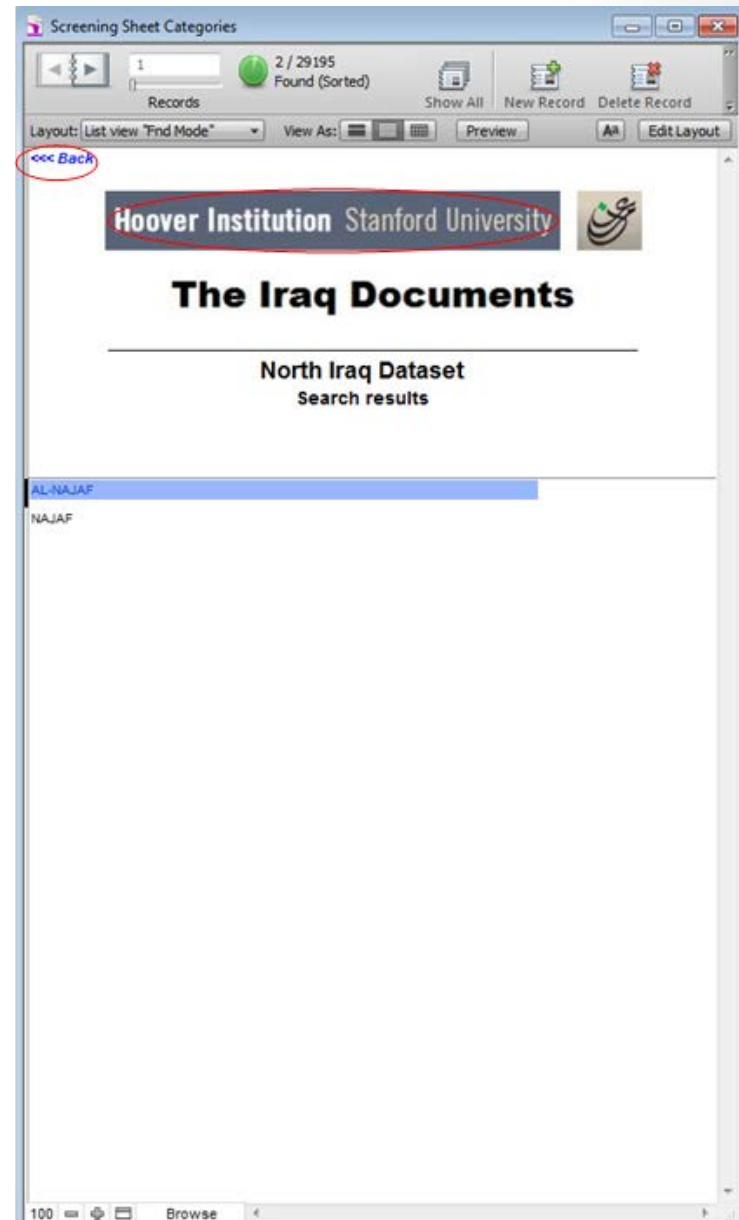
The screenshot shows a web browser window titled "Find" displaying a search history report. The page header includes the Hoover Institution logo and the title "The Iraq Documents". Below the header is a "Search History" table with columns for search terms and five datasets: North Iraq Dataset, Kuwait Dataset, School Registers Dataset, Boxfiles Dataset, and 2005 Secondary Collection. The search terms listed are military, census, education, jewish, and najaf. The number of hits for each term across the datasets is shown. A red circle highlights the "Hoover Institution" title bar, and another red circle highlights a "Back" button in the upper left corner of the page.

Find	North Iraq Dataset	Kuwait Dataset	School Registers Dataset	Boxfiles Dataset	2005 Secondary Collection
military	108	201	0	306	0
census	33	0	0	45	0
education	33	12	0	82	0
jewish	3	2	0	7	0
najaf	2	2	28	61	0

Search

Search Selected Collections (cont.)

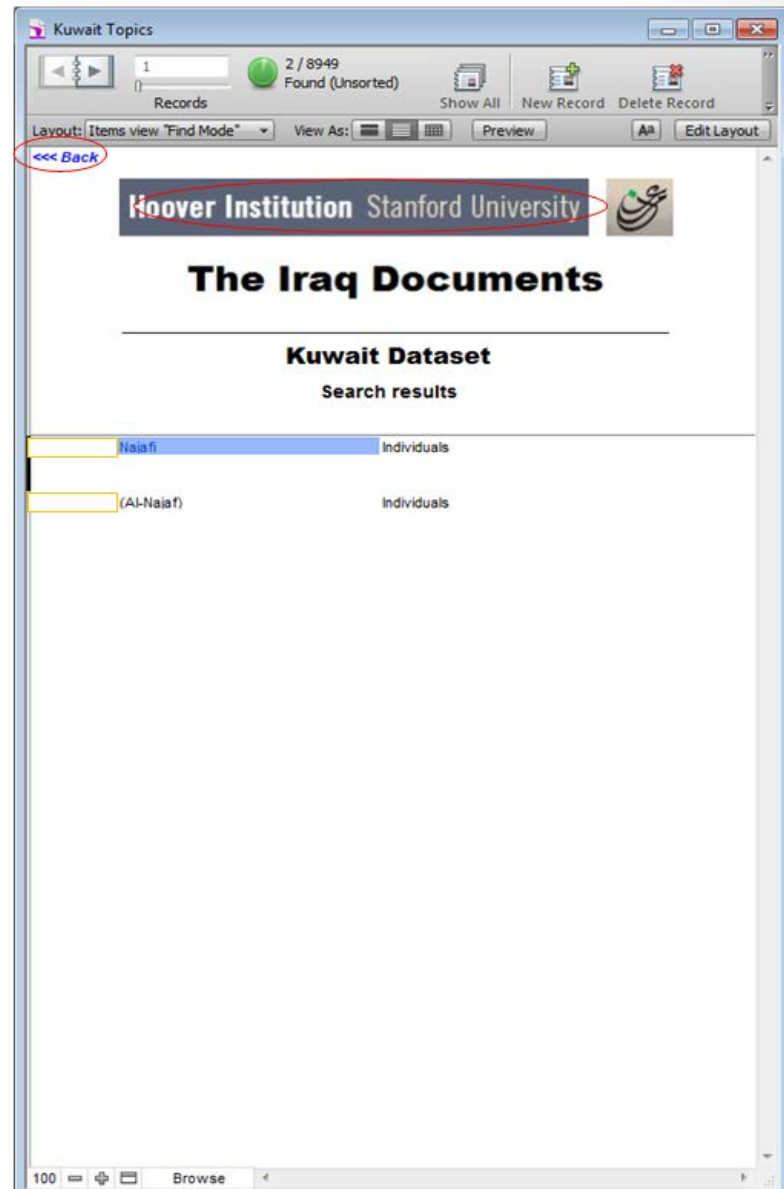
- For the "najaf" search, this is the search results from the North Iraq Dataset, which had two hits.
- Click on one of the terms to continue. Refer to the previous instructions under **Browse Individual Collection - North Iraq Dataset** to navigate through the screens.
- To return to the initial search results screen, click on the "Hoover Institution" title bar or on the back button (in the upper left of the screen).



Search

Search Selected Collections (cont.)

- These are the "najaf" search results from the Kuwait Dataset, which had two hits.
- Click on one of the terms to continue. Refer to the previous instructions under **Browse Individual Collection - Kuwait Dataset** to navigate through the screens.
- To return to the initial search results screen, click on the "Hoover Institution" title bar or on the back button (in the upper left of the screen).



Search

Search Selected Collections (cont.)

- These are the "najaf" search results from the School Registers Dataset, which had 28 hits.
- Click on a register number to continue. Refer to the previous instructions under **Browse Individual Collection - School Registers Dataset** to navigate through the screens.
- To return to the initial search results screen, click on the "Hoover Institution" title bar or on the back button (in the upper left of the screen).

Registers

1 28 / 1036 Found (Unsorted)

Records Show All New Record

Layout: Registers view FindMo... View As: AA Edit Layout

<<< Back

Hoover Institution Stanford University

The Iraq Documents

School Registers' Dataset
from the Ba'th Regional Command Collection

Search results

Register	Pages	Type	Governorate	Locality	Year	Vol
20-15	342	Amn	al-Najaf		1987	
21-01	67	Amn	al-Najaf		1987	
21-02	201	Hizb	al-Najaf		1987	
21-03	13	Amn	al-Najaf		1988	
21-04	280	Amn	al-Najaf		1991	
21-05	205	Hizb	al-Najaf		1991	
21-06	259	Amn	al-Najaf		1992	
21-07	276	Hizb	al-Najaf		1992	
21-08	335	Amn	al-Najaf		1993	
21-09	274	Hizb	al-Najaf		1993	
21-10	212	Amn	al-Najaf		1994	
21-11	279	Hizb	al-Najaf		1994	
21-12	286	Amn	al-Najaf		1995	
21-13	262	Hizb	al-Najaf		1995	
21-14	232	Amn	al-Najaf		1995	
21-15	201	Hizb	al-Najaf		1995	
22-01	212	Amn	al-Najaf		1997	
22-02	197	Hizb	al-Najaf		1997	
22-03	153	Amn	al-Najaf		2001	
22-04	91	Hizb	al-Najaf		2001	
22-05	32	Hizb	al-Najaf		2000	
22-06	133	Amn	al-Najaf		2002	
22-07	111	Hizb	al-Najaf		2002	
60-24	64	Amn	al-Najaf		1999	1
60-25	153	Amn	al-Najaf		1999	2
60-26	144	Hizb	al-Najaf		1999	
60-27	145	Amn	al-Najaf		1998	
60-28	117	Hizb	al-Najaf		1998	

100 Browse

Search

Search Selected Collections (cont.)

- These are the "najaf" search results from the
- Boxfiles Dataset, which had 61 hits.
- Click on a term on the list to continue. Refer to the previous instructions under **Browse Individual Collection - Boxfiles Dataset** to navigate through the screens.
- To return to the initial search results screen, click on the "Hoover Institution" title bar or on the back button (in the upper left of the screen).

The screenshot shows a web browser window titled "BRCC-Boxfiles". The address bar shows "1" and "Records". The search results are displayed in a table with the following data:

Search results	Count
24- al-Najaf	6
24- al-Najaf Section	5
24- al-Najaf Section Command	3
24-al-Najaf	1
71- al-Najaf	2
al-Najaf	1880
al-Najaf and al-Muthanna	1176
al-Najaf and al-Qadisiyyah	1187
al-Najaf and al-Qadisiyyah Organisms	283
al-Najaf and Karbala'	1190
al-Najaf Bureau of Students and Youth	245
al-Najaf Chamber of Commerce	8
al-Najaf Command of the Popular Army	144
al-Najaf Dates Administration	1
al-Najaf Department of Agriculture and Irrigation	10
al-Najaf Department of Education	23
al-Najaf Directorate of Civil Defense	19
al-Najaf Directorate of Intelligence	286
al-Najaf Directorate of Municipalities	18
al-Najaf Directorate of Personnel and Financial Affairs	18
al-Najaf Directorate of Security	517
al-Najaf General Commission for Agriculture and	1
al-Najaf Municipality	104
al-Najaf Nuwat Division	6
al-Najaf Organisms	406
al-Najaf province administrative borders	3
al-Najaf Religious Seminary	2
al-Najaf Section	1
al-Najaf Section	436

The "Hoover Institution Stanford University" title bar and the "<<< Back" button are circled in red. The browser status bar at the bottom shows "100" and "Browse".

Search

Search Selected Collections (cont.)

- There were no search results for "najaf" in the 2005 Secondary Collection because all terms for this collection are in Arabic. If you click on the 0, a dialog box reminds you that no files were found.
- If there were results, refer to the previous instructions under **Browse Individual Collection - 2005 Secondary Collection** to navigate through the screens.
- To return to the introductory screen, click on the "Hoover Institution" title bar or on the back button (in the upper left of the screen).

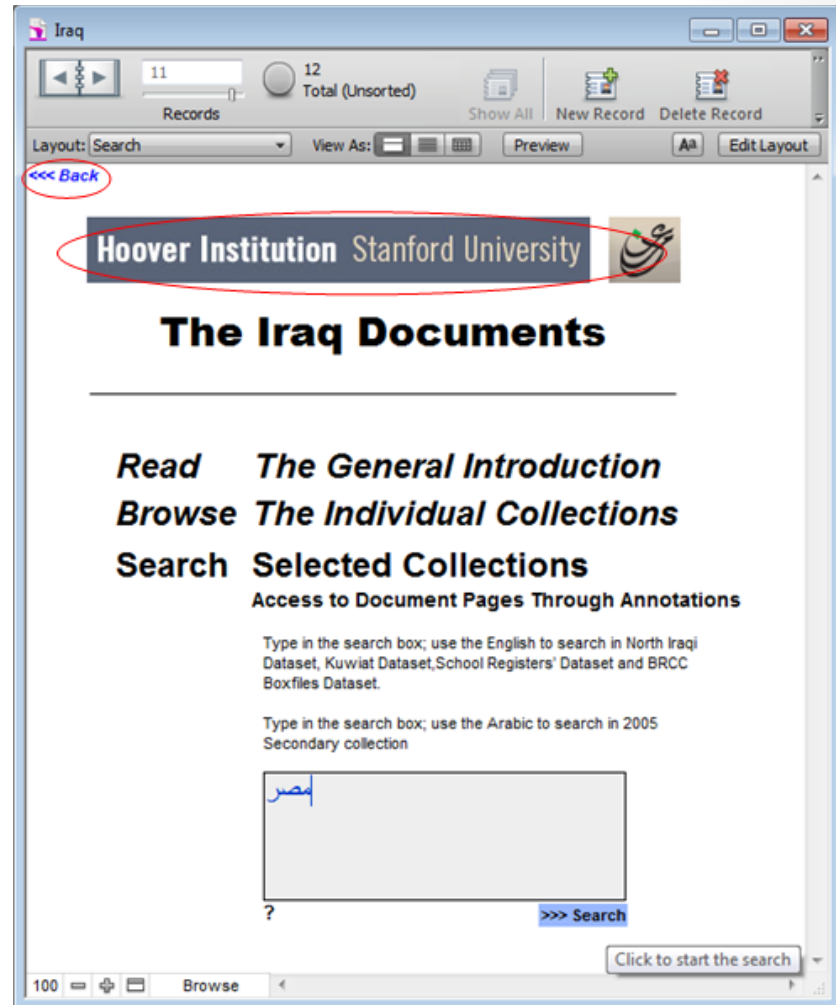


Search

Option 3

Search Selected Collections

- Click on SEARCH SELECTED COLLECTIONS to open a search box.
- Press Alt+Shift to switch to Arabic language, Press Alt+Shift to switch back to English language.
- Enter words in the search box, such as in Arabic “مصر” and then click on SEARCH.
- To return to the introductory screen, click on the "Hoover Institution" title bar or on the back button (in the upper left of the screen).



Search

Search Selected Collections (cont.)

- Here are the search results for "مصر." It lists only 5 boxfiles in 2005 Secondary Collections. All other datasets are in English.
- Click on the number of hits in 2005 Secondary Collection to see detailed results.
- To see your previous searches, click on HISTORY.
- To return to the introductory screen, click on the "Hoover Institution" title bar or on the back button (in the upper left of the screen).

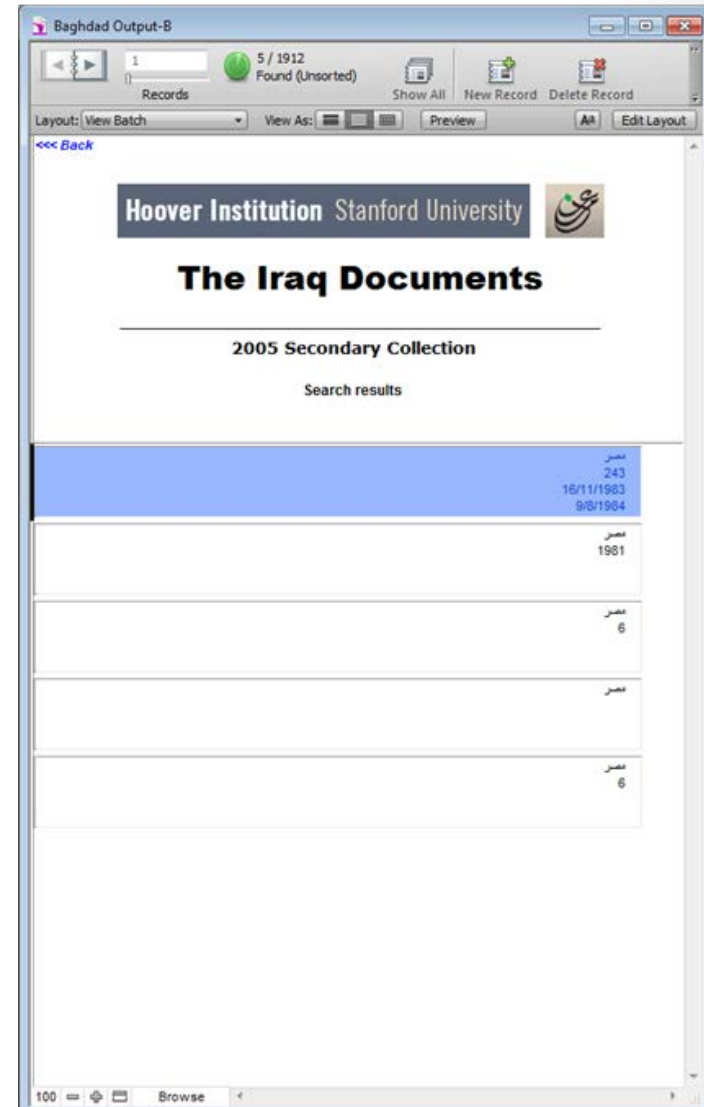
The screenshot shows a web browser window titled "Find". The interface includes a search bar with the text "مصر" and a results table. The table lists several datasets with their respective hit counts. The "2005 Secondary Collection" is highlighted in blue, indicating it is the selected dataset. The search results are displayed in Arabic. The interface also features navigation buttons like "Back" and "History", and a "Browse" button at the bottom.

Find	مصر
North Iraq Dataset	0
Kuwait Dataset	0
School Registers' Dataset	0
Boxfiles Dataset	0
2005 Secondary Collection	5

Search

Search Selected Collections (cont.)

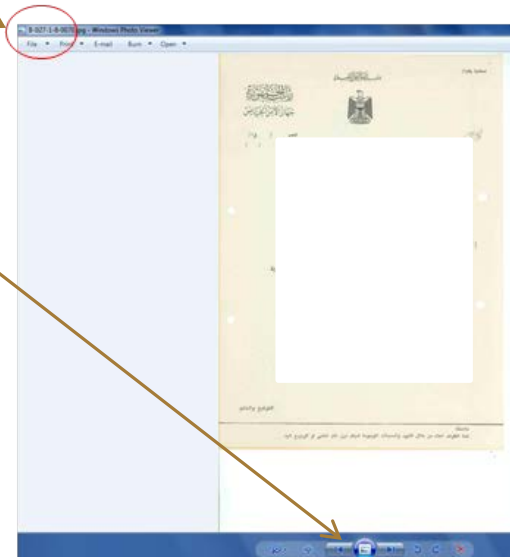
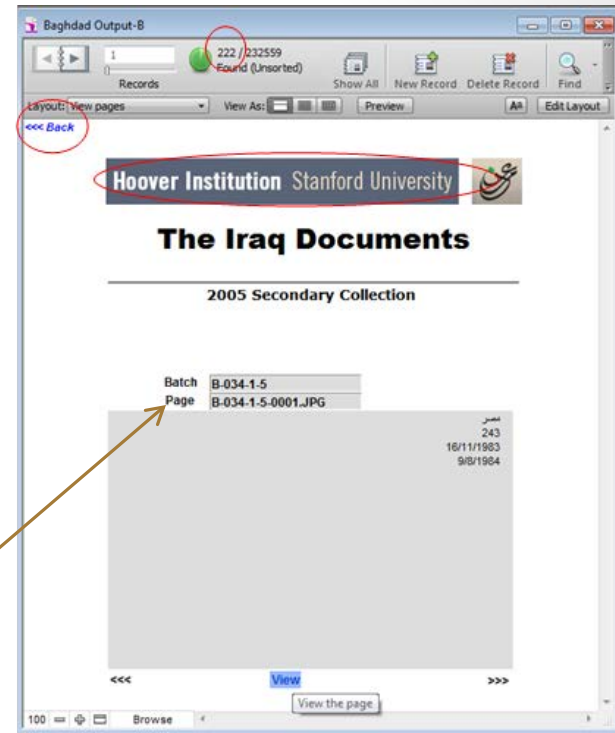
- These are the "مصر" search results from the
- 2005 Secondary Collection, which had 5 hits.
- Click on a term on the list to continue.
- To return to the initial search results screen, click on the "Hoover Institution" title bar or on the back button (in the upper left of the screen).



Search

Browse Individual Collection - 2005 Secondary Collection

- This screen shows all of the terms used to describe this boxfile.
- There are 222 pages of documents in this boxfile (out of 2,32559 total pages).
- Click on VIEW to see the document.
- Please note that the only unique number within the 2005 Secondary Collection is the "Page Number".
- Page through the records by clicking on the < and > arrows in the notebook icon.
- To return to the introductory screen, click on the "Hoover Institution" title bar or on the back button (in the upper left of the screen).



Search

Option 4

View Access Criteria and Use Agreement

- Clicking on VIEW, the last option on the introductory screen, provides a copy of the use agreement that you signed.
- To return to the introductory screen, click anywhere on the use agreement.

1. Material from the Iraq Memory Foundation Collection (consisting of Hizb al-Ba'th al-'Arabi al-Ishtiraki records and Iraq Memory Foundation issuances) housed at the Hoover Institution Library and Archives (IMF Collection) may not be photocopied, photographed, scanned, downloaded to electronic or digital storage devices, or duplicated in any manner; notes may be made.

١. لا يسمح باستنساخ المادة الوثائقية التي أودعتها مؤسسة الذاكرة العراقية لدى المكتبة والمحفوظات في مؤسسة هوفر («وثائق مؤسسة الذاكرة» وهي المؤلفات من سجلات عائدة لحزب البعث العربي الاشتراكي ومن إصدارات لمؤسسة الذاكرة العراقية) أو تصويرها أو مسحها ضوئياً أو تحميلها إلى أي من أجهزة الحفظ الرقمية أو الإلكترونية، أو غير ذلك من أشكال النقل كافة. إنما يسمح بتدوين الاقتباسات منها.

2. Quotations from the IMF Collection may be protected by copyright law. The Hoover Institution, Stanford University, does not hold copyright to any of the materials in the collection; it is the researchers' responsibility, when necessary, to obtain copyright permission. The Hoover Institution is not responsible for any misuse by researchers of quotations obtained from the IMF Collection.

٢. قد تخضع الاقتباسات المستخرجة من «وثائق مؤسسة الذاكرة» لأحكام حقوق النشر. وملكية هذه الحقوق بالنسبة لكافة المواد في هذه المجموعة ليست عائدة لمؤسسة هوفر أو لجامعة ستانفورد. والمسؤولية تقع بالتالي على عاتق الباحث للاستحصال على أذون النشر عند الضرورة. ومؤسسة هوفر غير مسؤولة عن أية إساءة استعمال للاقتباسات المستخرجة من «وثائق مؤسسة الذاكرة» من قبل أي من الباحثين.

3. Researchers may not publish, in print, electronic, or digital format or over the Internet, any book, article, manuscript, commentary, blog entry, or other written material that cites the actual names of persons found in the IMF Collection—with the exception the names of individuals identified in the Dujail Tribunals (October 19, 2005–November 5, 2006). Pseudonyms and allegories that protect the privacy and identity of private citizens may be created and used.

٣. لا يجوز للباحث أن ينشر، سواءاً بصيغة مطبوعة أو رقمية أو الكترونية أو على الإنترنت أي كتاب أو مقال أو مخطوط أو