



The Humanitarian Crisis in Sudan and the Looming Threat of Famine

Alex de Waal





World Hunger 2023

- *Number of food insecure people worldwide*: 276 million last year; 345 million today and rising
- *Staple food prices*: down from 2022 peak (1.71 x baseline) but high at 1.36 x baseline
- *Fertilizer prices*: down from 2022 peak (4 x baseline) but still 2.8 x baseline
- *Four-year drought in Horn of Africa*: impacting 37 million
- *Number of countries at risk of famine*: rose from 4 (2016) to 8 (today)
- *World Food Program* faces 44% increase in costs

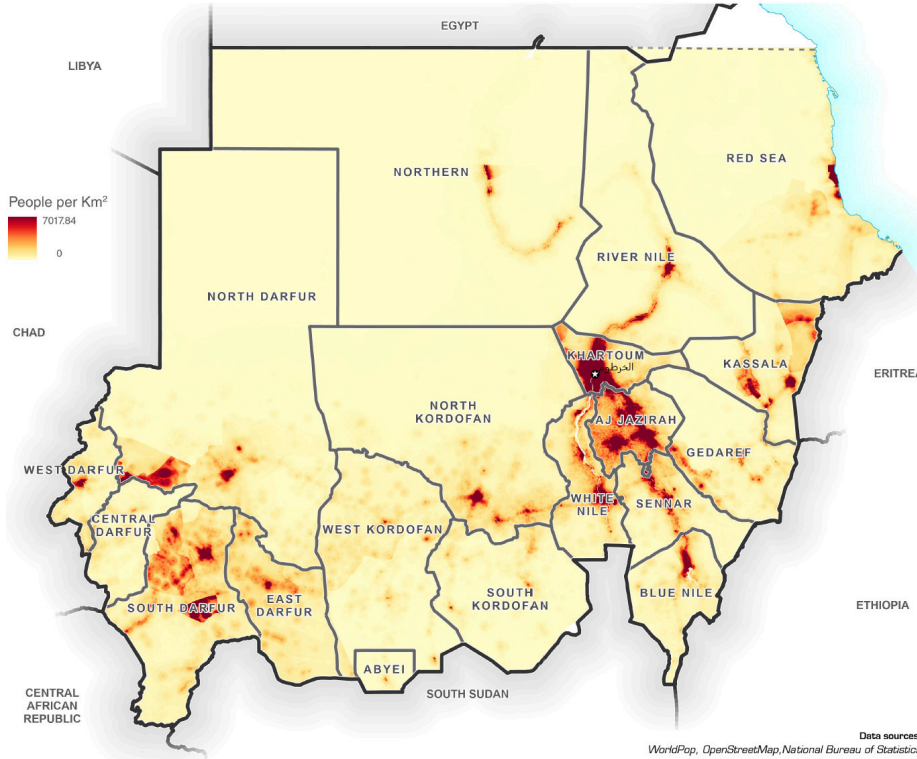
Three Dimensions of Hunger

- Food Production and Supply disruption
 - Made worse by climate crisis and Covid-related supply chain disruptions
 - And the Russian invasion of Ukraine
- Food Entitlement collapse
 - Starvation is the phenomenon of some people not having enough food, not the phenomenon of there not being enough food
- Political agency (bad policy, armed conflict, starvation crimes)
 - The verb 'to starve' can be transitive... starvation is often something people do to one another





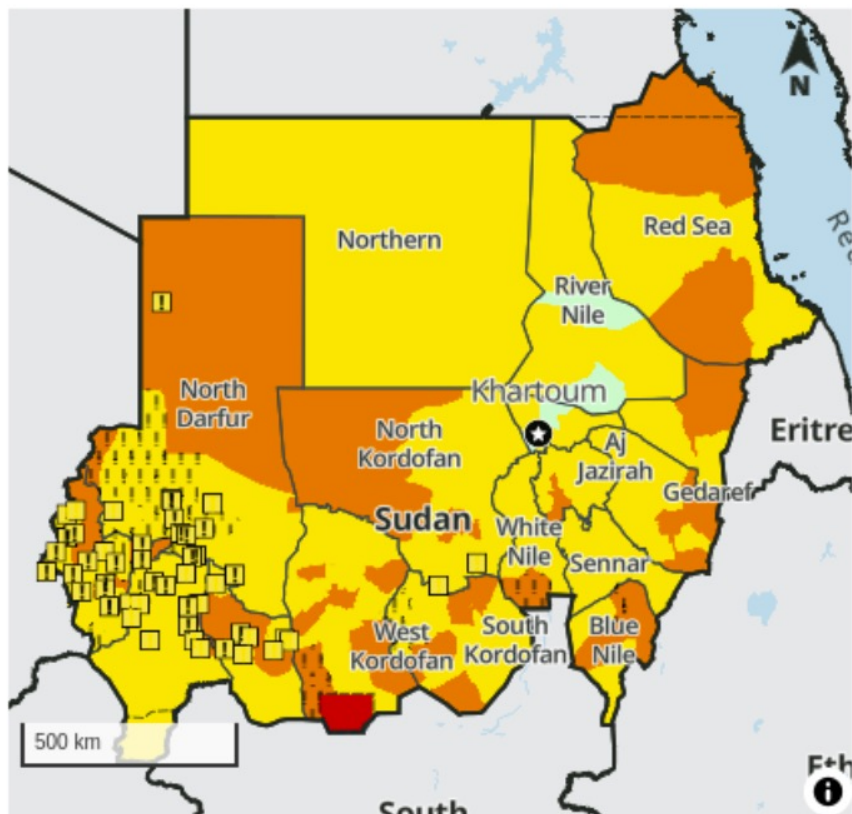
Sudan
Population density (2020)



Data sources:
WorldPop, OpenStreetMap, National Bureau of Statistics
Map created by MapAction for GIMAC (11/06/2020)



Projected food security outcomes, February - May 2023



FEWS NET

Famine Early Warning Systems Network

Sudan - Food Security Outlook

Approx. 14m people in need of assistance
(IPC3 or higher) equal to 31% of the total
population

IPC 3.1 ACUTE FOOD INSECURITY PHASE

- | | |
|---|--|
| 1: Minimal | 4: Emergency |
| 2: Stressed | 5: Famine |
| 3: Crisis | |

- Concentration of displaced people
- ! Would likely be at least one phase worse without current or programmed humanitarian assistance

GDP per capita, PPP (constant 2017 international \$) - Sudan

International Comparison Program, World Bank | World Development Indicators database, World Bank | Eurostat-OECD PPP Programme.

License : CC BY-4.0

Line

Bar

Map

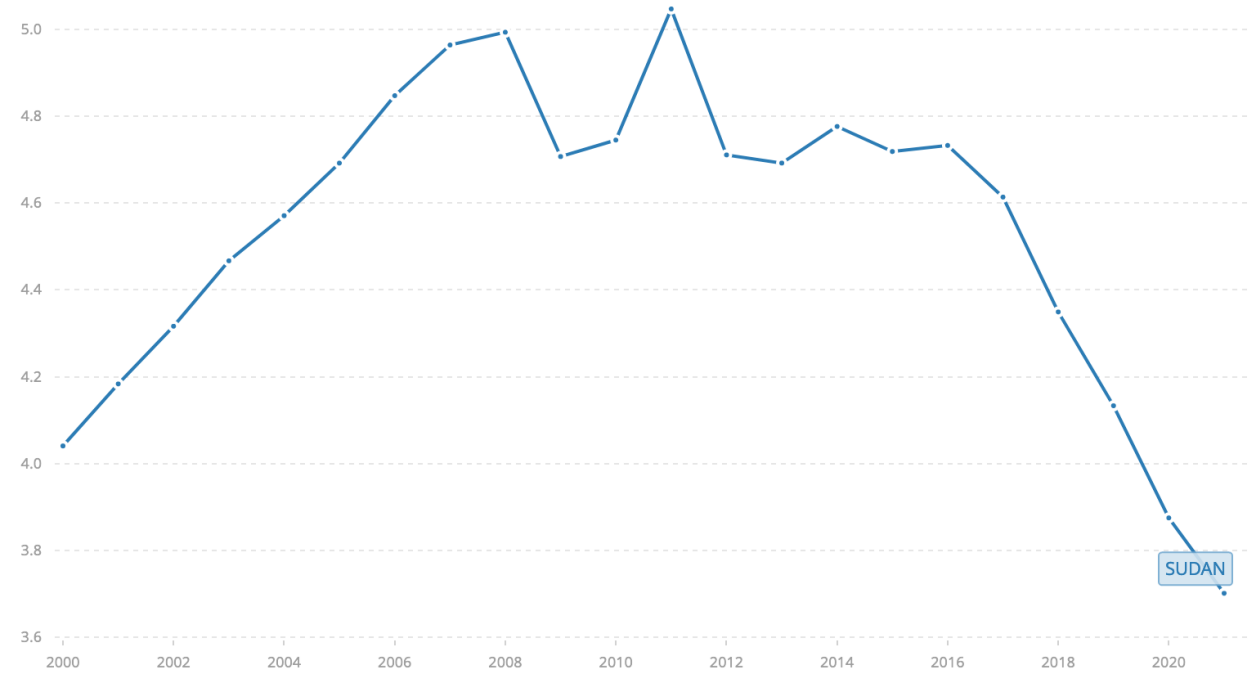
Also Show

Share

Details

Thousand

LABEL



Inflation, GDP deflator (annual %) - Sudan

World Bank national accounts data, and OECD National Accounts data files.

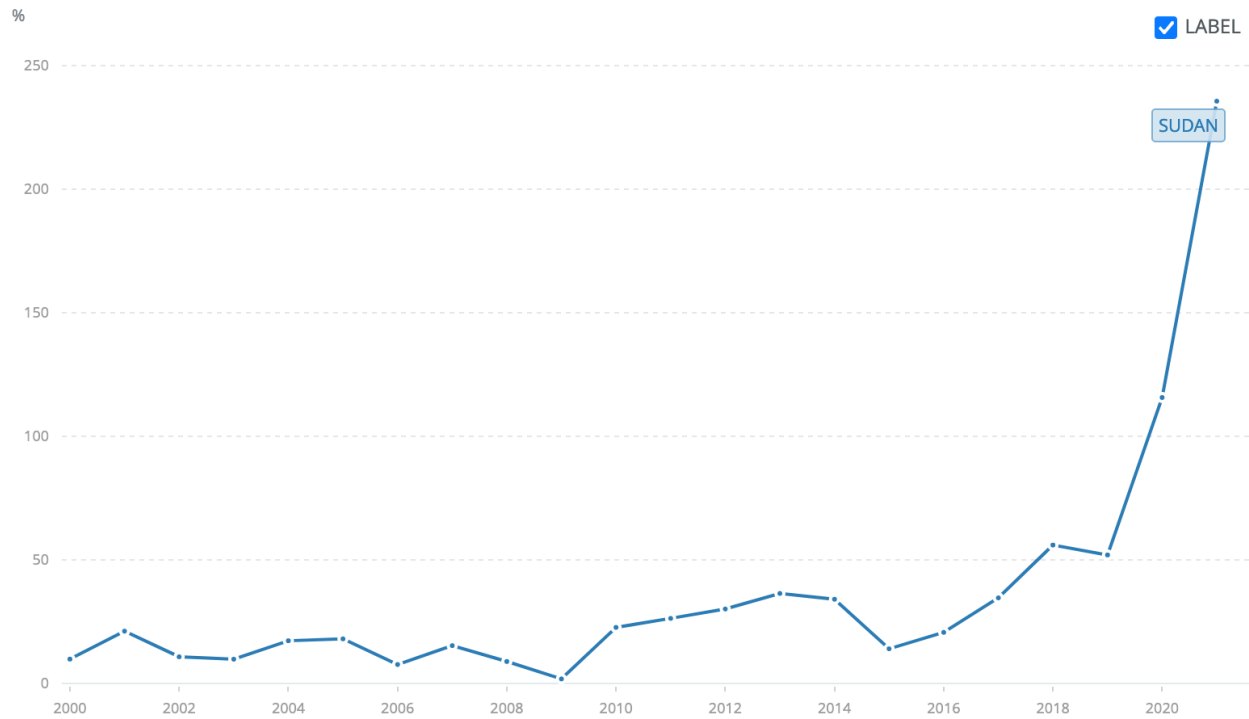
License : CC BY-4.0 [🔗](#)

Line Bar Map

⋮ Also Show

↶ Share

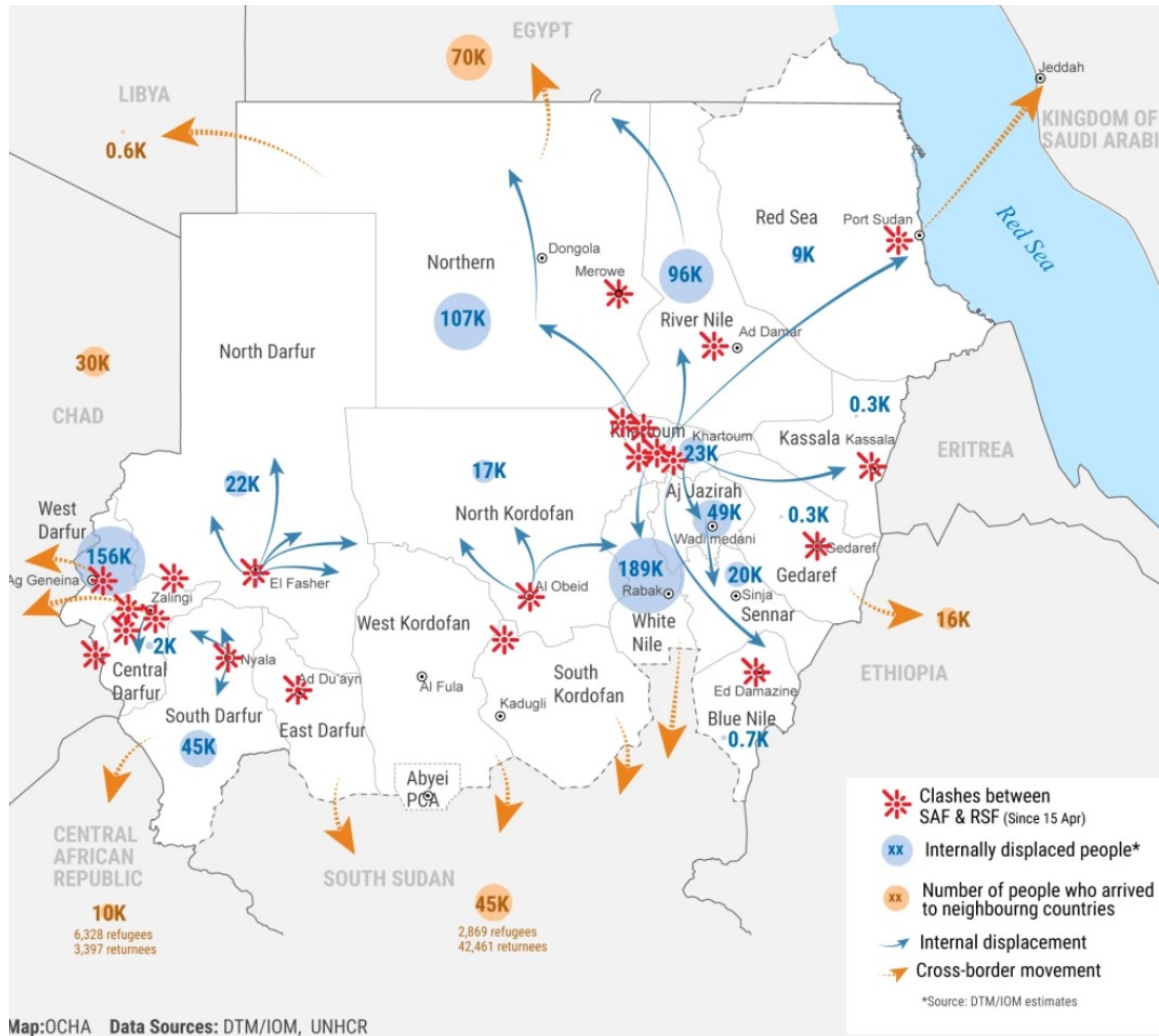
ⓘ Details





OCHA

United Nations Office
for the Coordination of
Humanitarian Affairs


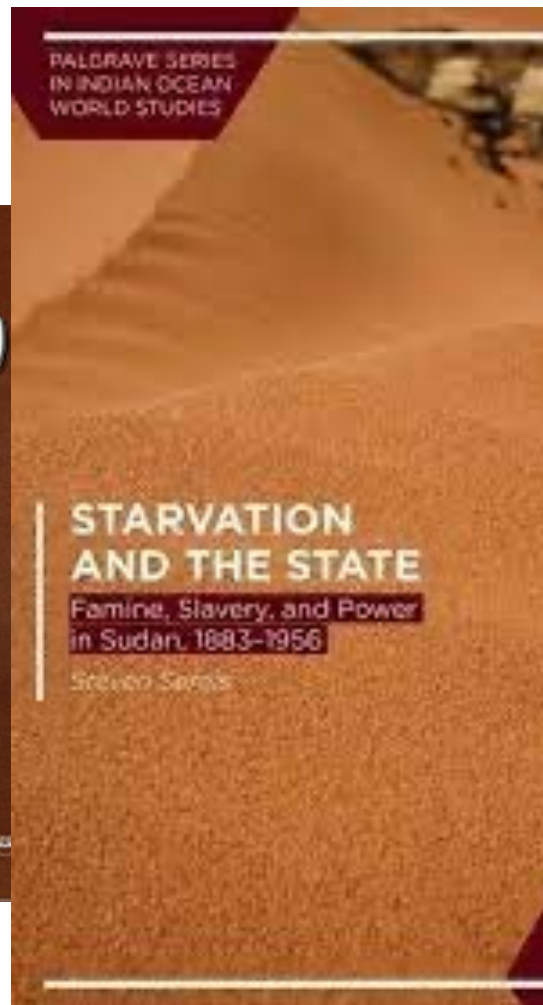
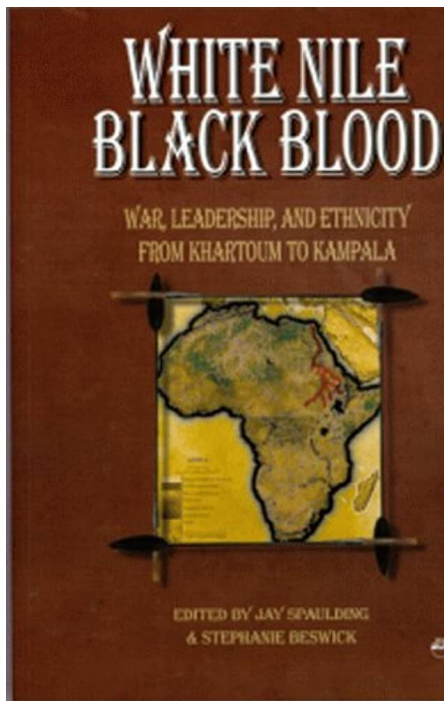


1,000,000 displaced in first 5 weeks of fighting

18m in need of assistance

The Central Bank of Sudan in flames, 30 April 2023







Omar al-Bashir,
President of Sudan 1989-2019



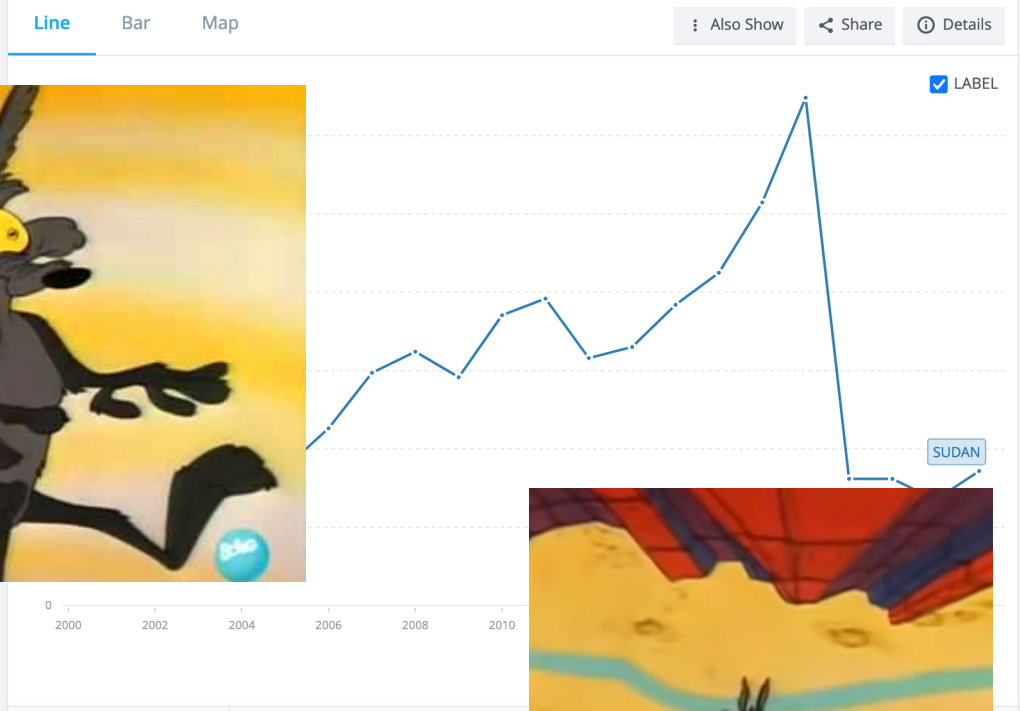
Oil rents (% of GDP) - Sudan

World Bank staff estimates based on sources and methods described in the World Bank's The Changing Wealth of Nations
License : CC BY-4.0

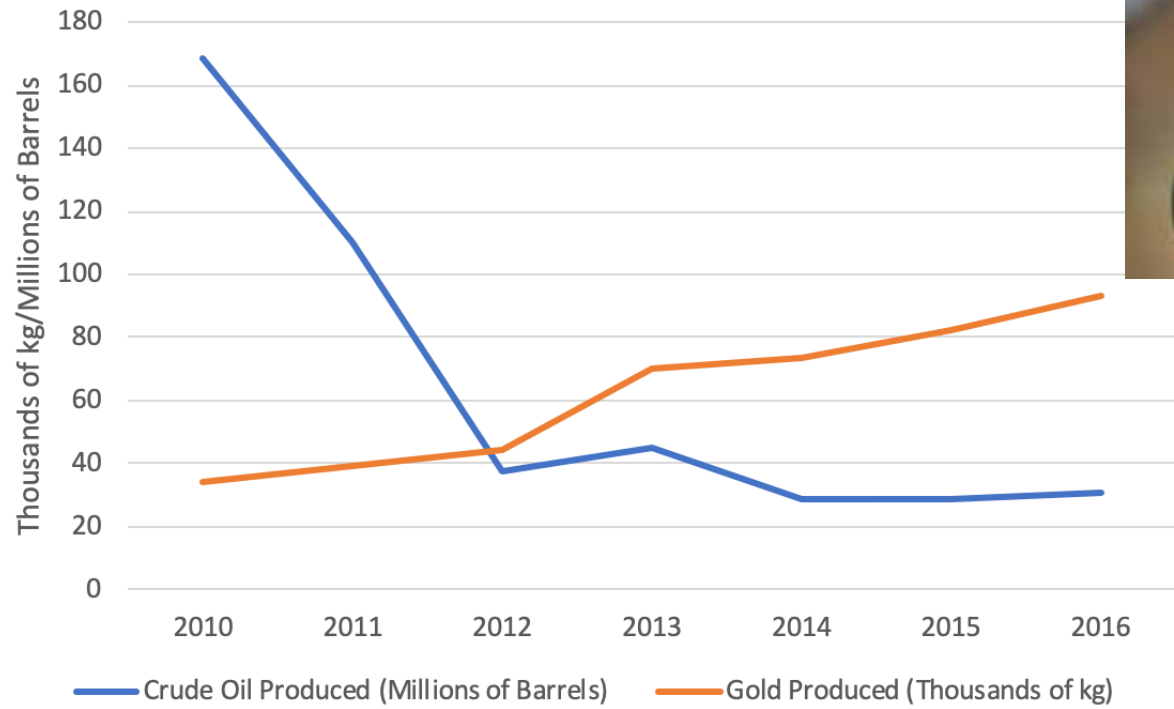


GDP (current US\$) - Sudan

World Bank national accounts data, and OECD National Accounts data files.
License : CC BY-4.0



Sudanese Crude Oil and Gold Produced



Data Source: Central Bank of Sudan and U.S. Geological Survey





Sovereignty Council

General Abdel Fattah al-Burhan,
Head of the Sudan
Armed Forces,
Chair of
Sovereignty
Council



General Mohamed Hamdan Dagolo, aka 'Hemedti', Head of the paramilitary Rapid Support Force, deputy Chair of Sovereignty Council



Abdalla Hamdok, Prime Minister



